sgspro

Product Catalogue (Metric)

www.atagroup.co

sgspro

Introduction	2
Circle of Production	3
How to select your bur	4
Speed Guide	5
SGSPRO Bur Shapes	6
Material Specific	8
Alloy Specific Range	9
Cylinder without Endcut	11
Ball Nosed Cylinder	11
Ball Shape	11
Oval Shape	11
Ball Nosed Tree	12
Pointed Tree	12
Flame	12
Ball Nosed Cone	13
Cone	13
AS Range Set	14
AS Speed Range	14
Inox Range	15
Features & Benefits	16
Cylinder without Endcut	17
Ball Nosed Cylinder	17
Ball Shape	18
Oval Shape	18
Ball Nosed Tree Shape	19
Pointed Tree Shape	19
Flame Shape	20
Ball Nosed Cone Shape	20
Inox Set	21
Inox Speed Guide	21
Steel Range	23
Features & Benefits	24
Cylinder without Endcut	25
Cylinder with Endcut	25
Ball Nosed Cylinder	26
Ball Shape	26
Oval Shape	27
Ball Nosed Tree Shape	27
Pointed Tree Shape	28
Flame Shape	28
Ball Nosed Cone Shape	29
Steel Set	29
Steel Speed Guide	29
Base Metal Range	31
Features & Benefits	32
Cylinder without Endcut	33
Cylinder with Endcut	33
Ball Nosed Cylinder	33
Ball Shape	34
Oval Shape	34
Ball Nosed Tree	34
Pointed Tree	35
Flame	35
Ball Nosed Cone	35
Cone	36
BM Range Speed Guide	36
Performance Range	37
Omega	38
G2000	40
Mold & Die	42
Mold and Die 5	46
New Geometry Burs	49
Radius	50
Combi	52
Corner Radius	54
Fiberglass Routers	57
Metric Range	58
Universal Range	59
Universal SA	60
Universal SB	62
Universal SC	64
Universal SD	66
Universal SE	68
Universal SF	69
Universal SG	70
Universal SH	71
Universal SJ	72
Universal SK	73
Universal SL	74
Universal SM	76
Universal SN	77
Universal Long Shank	78
Bur Sets	79
Double Cut - 5 Piece Set	80
Double Cut - 5 Piece Set	81
Double Cut - 5 Piece Coated Set	81
Double Cut - 10 Piece Set	81
Double Cut - 5 Piece Set	82
Double Cut Miniature - 10 Piece Set	82
Double Cut - 40 Piece Display Case	83
Omega Cut - 5 Piece Set	83
AS Range - Set	84
Inox Range - 5 Piece Set	84
Steel Range - 5 Piece Set	85
Radius Bur - 5 Piece Set	86
Radius Bur - 10 Piece Multi Application	86
Combi Bur - 5 Piece Set	87
Combi Bur - 10 Piece Set	87
Corner Radius - 6 Piece Set	88
Safety Information	89

INTRODUCTION

As one of the world's most technologically advanced bur manufacturing companies, ATA offers bur configurations for every imaginable ferrous or non ferrous application for efficient stock removal and excellent surface finish. With a state-of-the-art, climate controlled manufacturing facility, SGSPRO burs are the most widely used burs in the world serving a variety of industries, materials and applications.

Industry optimized solutions for better results

We answer your most difficult challenges in demanding environments.

For over 50 years, we have supplied industries with high quality tungsten carbide burs. Using this experience, we have developed a wealth of products designed to meet your application requirements and to exceed your expectations.

TRANSPORT:

AUTOMOTIVE, AEROSPACE, RAILWAY, MARINE.

Industry requires deburring tools that can handle the complexity of work piece configurations and deliver accuracy required for tight tolerance applications. SGSPRO burs are precisely ground on multi-axis CNC grinding machines offering unparalleled performance meeting the demands of challenging materials, including carbon steels, hardened steels, tool steels, stainless steels, and aluminum. Ideal for applications such as Chamfering, Creating a Radius, Weld Removal and Blending, Bevelling and Repair. **Automotive** machining means high production and cost control without sacrificing quality. The durability of SGSPRO burs can be seen within automotive manufacturing or aftermarket service repair. Ideal for applications such as Flash Removal, Chamfering, Weld Removal and Blending, Bevelling, Aftermarket Repair.

METAL FABRICATION:

MOLD & DIE, FOUNDRIES, MEDICAL DEVICES.

Castings & Foundry work requires safe, effective, and consistent performance when it comes to approaching high-strength and heat-resistant materials. ATA is an ISO Certified Company, utilizing rigorous quality control measures throughout the manufacturing process. Our quality burs are ideal for cast materials, including iron, steel, copper-based alloys, aluminium based alloys, exotic alloys, titanium alloys. Ideal for applications such as Parting Line Removal, Fin Removal, Finishing of Casting Risers and Flash Removal.

ENERGY:

POWER GENERATION, OIL & GAS, WIND TURBINE

Power Generation requires tooling specifically developed for efficient and economical removal of difficult to machine materials. SGSPRO burs maintain superior tool life and control achieved through engineered geometry and consistent braze. Bur construction is torque measured to ensure braze strength and durability. Ideal for applications such as Turbine Manufacturing and Repair.

Research & Development

By continuously improving the shape, fluting, spiral and rake angles and concentricity of our burs, our experienced R&D team focus on developing new design geometries to optimise our customers' processes.

Raw Material

As part of our manufacturing process, we have developed strong relationships with key global suppliers to ensure that our selection of high quality micro-grain carbide remains consistent and to the highest standard.

Brazing Process

An important stage within our manufacturing process, our brazing operation focuses on alignment control, ensuring a brazed product free of contamination.

Grinding

Our manufacturing facilities are equipped with state-of-the-art CNC machines, operated and maintained by highly skilled operators and maintenance engineers.

Inspection

We want to create outstanding benefit for our customers and, therefore, quality management is part of our company culture. We not only test and measure quality, but we live it. Quality checks are carried out throughout the manufacturing process.

Service

Based on our knowledge and technical expertise, our approach through clear procedures ensures that the work we conduct for customers brings value.

HOW TO SELECT YOUR BUR

Applications	Material	Cut	
Efficient stock removal - deburring, finishing, cleaning.	Ferrous metals Non-ferrous metals	Double Cut - CUT 6 (D/C)	
Heavy stock removal - deburring, milling, cleaning, machining	Non-ferrous metal: aluminium alloys Plastics	Non-ferrous - CUT 1 (NF)	
Heavy stock removal - deburring, milling.	Non hardened steel <45HRc Hardened steel >45HRc: stainless steel High temperature-resistant metals: nickel, cobalt, titanium. Non-ferrous light metals: brass, copper, zinc. Hardened >45HRc: cast iron	Omega Cut - (DDC)	
Medium stock removal - deburring, milling, cleaning, finishing.	Non-ferrous light metals: brass, copper, zinc Plastics Hard Rubber	Coarse Cut - CUT 2 (C/C)	
Medium stock removal - deburring, milling, cleaning, finishing.	Non hardened steel <45HRc Hardened steel >45HRc: stainless steel High temperature-resistant metals: nickel, cobalt, titanium. Non-ferrous light metals: brass, copper, zinc. Hardened >45HRc: cast iron	Single Cut - CUT 3 (S/C)	
Medium stock removal - deburring, milling, cleaning, finishing.	Non hardened steel <45HRc Non-ferrous light metals: brass, copper, zinc. Steel - Hardened >45HRc: cast iron	Chip Breaker - CUT 3 SP (C/B)	
Light stock removal - fine deburring, fine finishing	Ferrous metals Fibreglass Hardened steel >45HRc High temperature-resistant metals: nickel, cobalt.	Diamond Cut - CUT 4 (DIA)	
Medium stock removal - deburring, milling, cleaning, finishing.	Composite, Carbon Fibreglass	FGR - (FGR)	
Medium stock removal - deburring, milling, cleaning, finishing.	Ni-Alloys & Ti-Alloys	Alloy Specific (AS)	
Heavy stock removal - deburring, milling.	Free machining Stainless steel <25HRc Austenitic Stainless steel <25HRc Ferritic, Austenitic & Martensitic Stainless Steel <32HRc	Inox Cut	
Heavy stock removal- deburring, milling.	Non-hardened or treated steel < 38HRc Construction steels; Structural steels; Carbon steels & tool steels Hardened or treated steel >38HRc Alloy steel; hardened and tempered steel	Steel Cut	
Heavy stock removal - deburring, milling.	Low carbon steels, copper and brass	Base Metal (BM)	

The way to use the speed guide below:

1. Select application and material group
2. Identify the appropriate cut style. Please refer to previous page to match your application and the appropriate cutting style.
3. Identify recommended cutting speed.
4. Select bur diameter.
5. Follow maximum rotational speed.

MATERIAL GROUP 1	CUT STYLES 2							
Super Alloy Materials	Cut 3 - 5 - 6 - 4 - AS							
Hardened steel >45HRc		Omega Cut - Steel Cut - 3 -3SP - 5 - 6						
Non hardened steel <45HRc				Omega cut - Steel cut - 3 - 3SP - 6 - BM				
High temperature-resistant materials	Omega Cut - Inox Cut - 3 - 3SP - 6							
Non-ferrous metals				Cut 1				
Non-ferrous light metals					Cut 1	Cut 2 - 3SP - 6		
Plastics, Hard rubber						Cut 1 - 2		
Fiberglass						Cut 4 (FGR)		

	RECOMMENDED CUTTING SPEED 3								
METRIC (m/min)	420	480	540	600	660	720	780	840	900
FRACTIONAL (SFM)	1400	1600	1800	2000	2200	2400	2600	2800	3000

BUR DIAMETER 4		MAXIMUM ROTATIONAL SPEED (RPM) 5								
Imperial (Inch)	Metric (mm)									
< 1/8	< 3	45,000	53,000	60,000	66,000	73,000	79,000	86,000	92,500	100,000
3/16	5	35,000	40,000	45,000	50,000	55,000	60,000	65,000	70,000	75,000
1/4	6	26,000	30,000	34,000	37,500	41,500	45,000	49,000	52,500	55,000
5/16	8	21,000	24,000	27,000	30,000	33,000	36,000	39,000	42,000	45,000
3/8	10	17,500	20,000	22,500	25,000	27,500	30,000	32,500	35,000	37,500
1/2	12	13,000	15,000	17,000	19,000	20,500	22,500	24,500	26,000	28,000
5/8	15	10,500	12,000	13,500	15,000	16,500	18,000	19,500	21,000	22,500
3/4	20	9,000	10,000	11,000	12,500	14,000	15,000	16,250	17,500	19,000
1	25	6,500	7,500	8,500	9,500	10,500	11,000	12,000	13,000	14,000

Recommended Speeds are based on standard shank length of 45mm / (1-3/4") max overhang of 10mm (3/8")
Maximum recommended speeds for extended length shanks is 15,000rpm
Please note that all cuts available are not displayed in this product catalogue. Please contact ATA Customer Service to discuss your specific requirements.

sgspro

SGSPRO BUR SHAPES

SGSPRO tungsten carbide burs are manufactured in compliance with the highest standards. Our comprehensive product portfolio offers a broad range of reliable and market-proven solutions for every application. Our know-how and expertise allow us to continuously improve our offering to provide outstanding quality and deliver excellent performance across a wide range of industries, optimizing processes in regards to economic efficiency, safety and process optimisation.

Customer Support

Our customer service team is available to answer any questions you may have. Our technical support team is available to discuss any requirements you may have and provide you with a tailor-made solution.

Application Tips

- Use lubricant or wax to prevent flute loading in soft materials.
- Using the recommended speed prevents premature wear and/or insufficient material removal rates.
- Maintain grinder concentricity to optimize material removal rates and extend bur life.
- Reduce flutes and increase speed in softer materials. Increase flutes and reduce speed in hardened materials.
- Cross cut styles (6, 3SP, 4) generally improve stock removal, control, and reduce chip size.

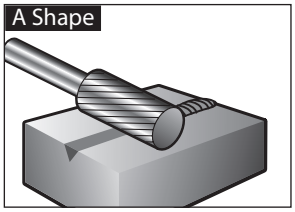

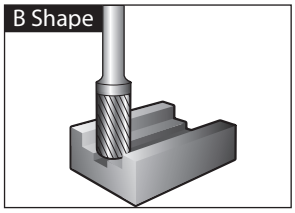

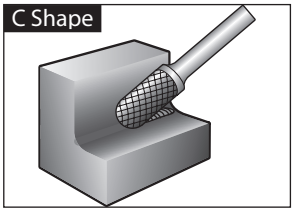

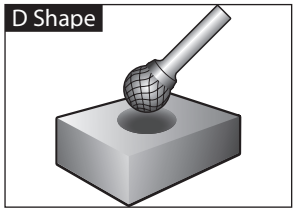

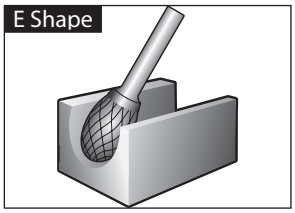

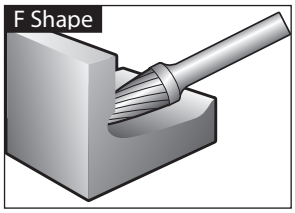

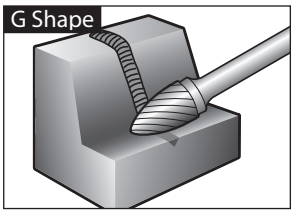

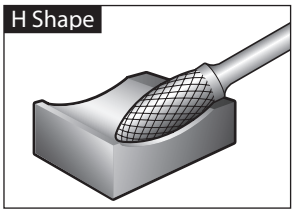

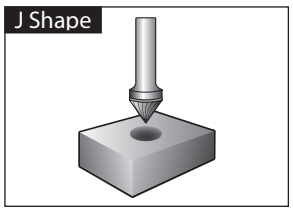

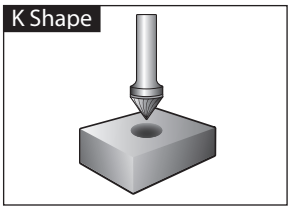

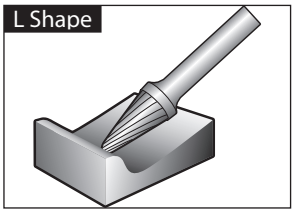

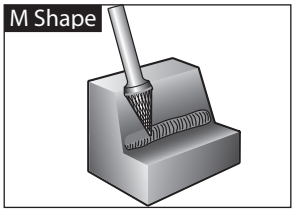

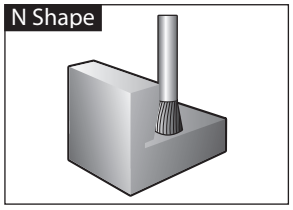

sgspro

Wear Eye Protection!

Wear Hearing Protection!

Observe the recommended rotational speed, especially when using burs with long shanks!

Wear Protective Gloves

NOTES

- For your most challenging applications and materials
- Maximize your productivity

MATERIAL
SPECIFIC

sgspro



Alloy Specific Range (Metric)

Suitable for Ni-Alloys & Ti-Alloys

ALLOY SPECIFIC™

ata

sgspro ALLOY SPECIFIC RANGE

Introducing the new Alloy Specific Bur range from SGSPRO

Designed specifically to meet the most demanding metal finishing needs of high tech industries.

The geometry has been specifically designed for use on Ni-Alloys & Ti-Alloys.

Our new alloy specific bur geometry offers:

- Advanced cutting geometry , allowing for -
  - Increased stock removal
  - Improved surface finish
  - Increased tool life
  - Controlled cutting action
- High performance grinding - ensuring production savings and reduced downtime
- CNC Machined - high consistent quality
- Combined with the ATA Pencil Grinders, the AS range allows for:
  - A smoother grinding operation
  - Increased productivity

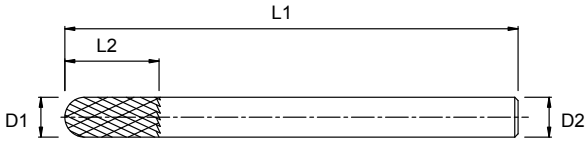

D1	Cutting Diameter
L2	Length of Cut
D2	Shank Diameter
L1	Overall Length

To find out more scan here

Wear Eye Protection!

Wear Hearing Protection!

Observe the recommended rotational speed, especially when using burs with long shanks!

Wear Protective Gloves

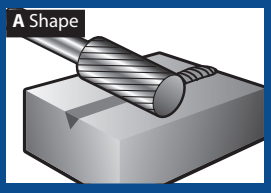

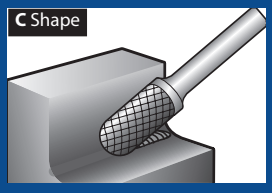

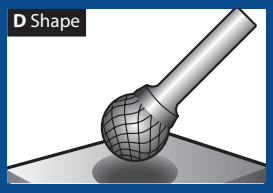

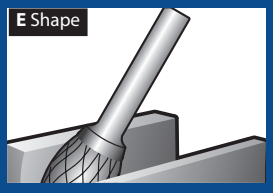

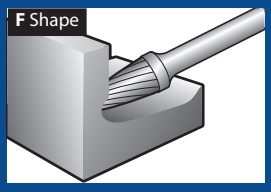

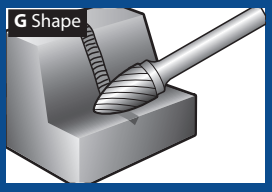

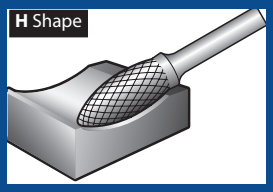



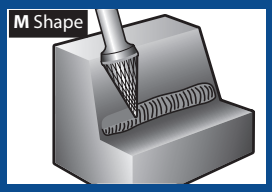

SHAPE SA, SC, SD & SE

Cylinder without Endcut - Shape SA

Cutting Diameter D1	Length of Cut L2	Shank Diameter D2	Overall Length L1	Part No.
3.0	12.0	3.0	38	40100

Ball Nosed Cylinder - Shape SC

Cutting Diameter D1	Length of Cut L2	Shank Diameter D2	Overall Length L1	Part No.
3.0	14.0	3.0	38	40110

Ball Shape - Shape SD

Cutting Diameter D1	Length of Cut L2	Shank Diameter D2	Overall Length L1	Part No.
3.0	2.5	3.0	38	40120

Oval Shape - Shape SE

Cutting Diameter D1	Length of Cut L2	Shank Diameter D2	Overall Length L1	Part No.
3.0	6.0	3.0	38	40130

Ball Nosed Tree - Shape SF				
Cutting Diameter D1	Length of Cut L2	Shank Diameter D2	Overall Length L1	Part No.
3.0	14.0	3.0	38	40140

Pointed Tree - Shape SG				
Cutting Diameter D1	Length of Cut L2	Shank Diameter D2	Overall Length L1	Part No.
3.0	8.0	3.0	38	40150
3.0	14.0	3.0	38	40160

Flame - Shape SH				
Cutting Diameter D1	Length of Cut L2	Shank Diameter D2	Overall Length L1	Part No.
3.0	6.0	3.0	38	40170

SHAPE SL, SM

Ball Nosed Cone - Shape SL				
Cutting Diameter D1	Length of Cut L2	Shank Diameter D2	Overall Length L1	Part No.
3.0	14.0	3.0	38	40180

Cone - Shape SM				
Cutting Diameter D1	Length of Cut L2	Shank Diameter D2	Overall Length L1	Part No.
3.0	15.0	3.0	38	40190

Wear Eye Protection!

Wear Hearing Protection!

Observe the recommended rotational speed, especially when using burs with long shanks!

Wear Protective Gloves

AS RANGE SET

Features & Benefits

FEATURES	**BENEFITS**
Compact	Easy to carry
Versatile assortment	Ideal for demonstrations, samplings or special promotions

Line	Description Type	Contents	Alloy Specific Part No.
Sets	10 pcs Alloy Specific Cut	40100; 40110; 40120; 40130; 40140; 40150; 40160; 40170; 40180; 40190	40200

AS RANGE SPEED GUIDE

Bur Head Diameter	Maximum Operating Speed	Speed Range	Suggested Air Tools
3mm (1/8")	100,000	45,000 - 100,000	SP Range

Recommended speeds are based on standard overall length of 38mm (1-1/2") maximum overhang of 10mm (3/8")

To find out more scan here

sgspro

Inox Range

sgspro INOX RANGE

sgspro INOX Range has a specially designed geometry to suit growing market demands for stainless steel applications. This is a cost effective alternative to standard solutions due to the greater rate of stainless steel stock removal and on Ferritic, Austenitic & Martensitic based materials.

Features & Benefits

- Developed cutting geometry - generating high stock removal on Inox components
- High performance grinding - ensuring production savings and reduced downtime
- Specifically developed Inox cutting geometry - reducing heat build up at the cutting edge and workpiece
- Manufactured from high quality sintered tungsen carbide - guaranteed high performance and durability
- CNC Machined - High consistent quality
- Combination of ATA air tool with Inox cut geometry - gives a guaranteed smoother grinding operation
- Manufactured to strict quality control standards - Incorporates 100% inspection of brazed joints

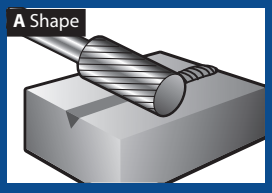

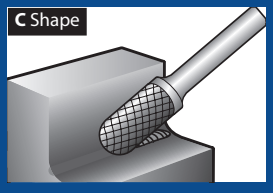

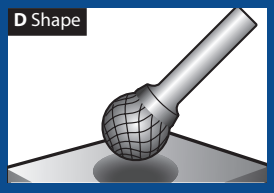

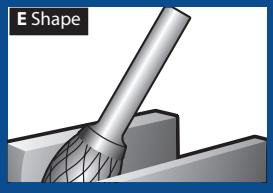

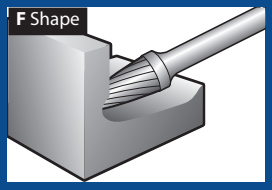

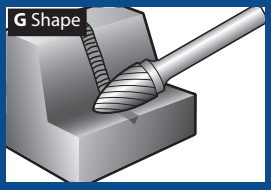

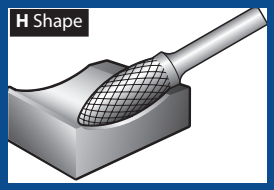

INOX RANGE A, ZYA, SA

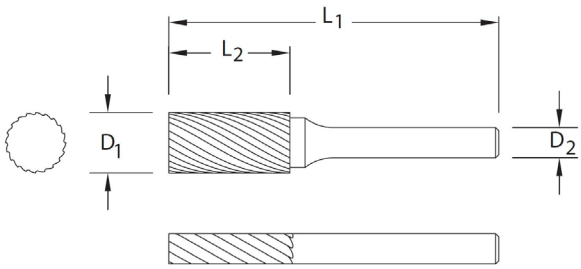

Inox A, ZYA, SA - *Cylinder without Endcut*

Tool	Cutting Diameter D1	Length of Cut L2	Shank Diameter D2	Overall Length L1	Cut - Inox Part No.
SA-43M	3.0	14.0	3.0	38.0	29150
SA-51M	6.3	12.7	3.0	45.0	29151
SA-1M	6.0	18.0	6.0	50.0	29152
SA-2M	8.0	19.0	6.0	64.0	29153
SA-3M	9.6	19.0	6.0	64.0	29154
SA-5M	12.7	25.0	6.0	70.0	29155

INOX RANGE C, WRC, SC

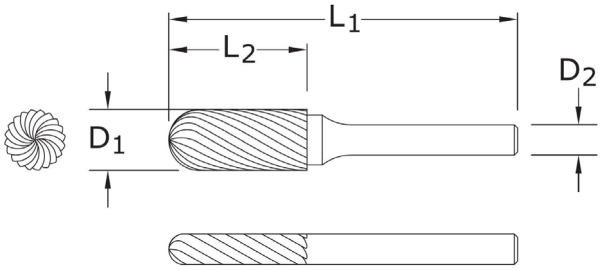

Inox Shape C, WRC, SC - *Ball Nosed Cylinder*

Tool	Cutting Diameter D1	Length of Cut L2	Shank Diameter D2	Overall Length L1	Cut - Inox Part No.
SC-42M	3.0	14.0	3.0	38.0	29156
SC-51M	6.3	12.7	3.0	45.0	29157
SC-1M	6.0	18.0	6.0	50.0	29158
SC-2M	8.0	19.0	6.0	64.0	29159
SC-3M	9.6	19.0	6.0	64.0	29160
SC-5M	12.7	25.0	6.0	70.0	29161

Ordering Information

For more information and / or to place an order, please contact ATA Customer Service at:
US Offices: +1 330-928-7744 or by email sales@atatools.com
UK Offices: +44 (0) 1530 261 145 or by email sales@atagarryson.com
International Offices: +353 (0) 49 432 6178 or by email sales@atagroup.ie
Website: www.atagroup.co

sgspro

INOX RANGE D, KUD, SD

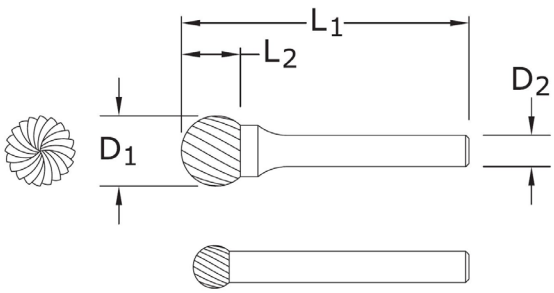

Inox D, KUD, SD - *Ball Shape*

Tool	Cutting Diameter D1	Length of Cut L2	Shank Diameter D2	Overall Length L1	Cut - Inox Part No.
SD-42M	3.0	2.5	3.0	38.0	29162
SD-51M	6.3	5.0	3.0	38.0	29163
SD-1M	6.0	4.7	6.0	50.0	29164
SD-2M	8.0	6.0	6.0	52.0	29165
SD-3M	9.6	8.0	6.0	54.0	29166
SD-5M	12.7	11.0	6.0	56.0	29167

INOX RANGE E, TRE, SE

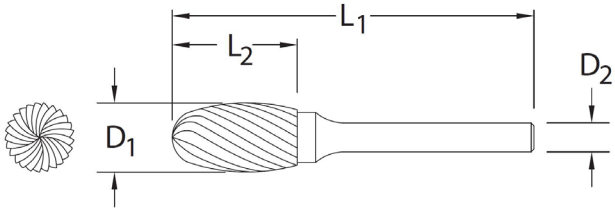

Inox E, TRE, SE - *Oval Shape*

Tool	Cutting Diameter D1	Length of Cut L2	Shank Diameter D2	Overall Length L1	Cut - Inox Part No.
SE-2M	8.0	15.0	6.0	60.0	29168
SE-3M	9.6	16.0	6.0	60.0	29169
SE-5M	12.7	22.0	6.0	67.0	29170

INOX RANGE F, RBF, SF

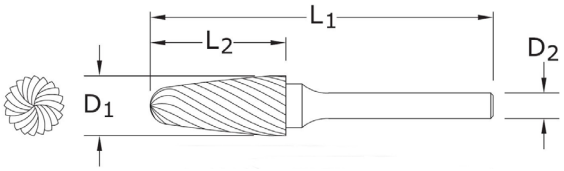

Inox F, RBF, SF - *Ball Nosed Tree Shape*

Tool	Cutting Diameter D1	Length of Cut L2	Shank Diameter D2	Overall Length L1	Cut - Inox Part No.
SF-42M	3.0	14.0	3.0	38.0	29171
SF-51M	6.3	12.7	3.0	45.0	29172
SF-1M	6.0	18.0	6.0	50.0	29173
SF-2M	8.0	20.0	6.0	65.0	29174
SF-3M	9.6	19.0	6.0	64.0	29175
SF-5M	12.7	25.0	6.0	70.0	29176

INOX RANGE G, SPG, SG

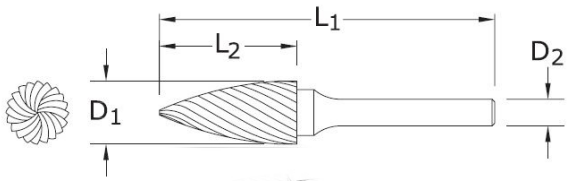

Inox G, SPG, SG - *Pointed Tree Shape*

Tool	Cutting Diameter D1	Length of Cut L2	Shank Diameter D2	Overall Length L1	Cut - Inox Part No.
SG-1M	6.0	18.0	6.0	50.0	29177
SG-2M	8.0	19.0	6.0	64.0	29178
SG-3M	9.6	19.0	6.0	64.0	29179
SG-5M	12.7	25.0	6.0	70.0	29180

Ordering Information

For more information and / or to place an order, please contact ATA Customer Service at:
US Offices: +1 330-928-7744 or by email sales@atatools.com
UK Offices: +44 (0) 1530 261 145 or by email sales@atagarryson.com
International Offices: +353 (0) 49 432 6178 or by email sales@atagroup.ie
Website: www.atagroup.co

sgspro

INOX RANGE H, SH

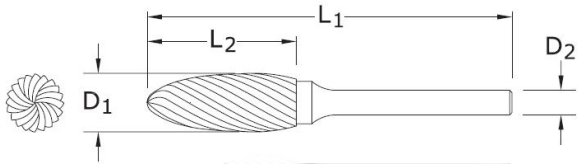

Inox H, SH - *Flame Shape*

Tool	Cutting Diameter D1	Length of Cut L2	Shank Diameter D2	Overall Length L1	Cut - Inox Part No.
SH-2M	8.0	19.0	6.0	64.0	29181
SH-3M	9.6	19.0	6.0	65.0	29182
SH-5M	12.7	32.0	6.0	77.0	29183

INOX RANGE L, KEL, SL

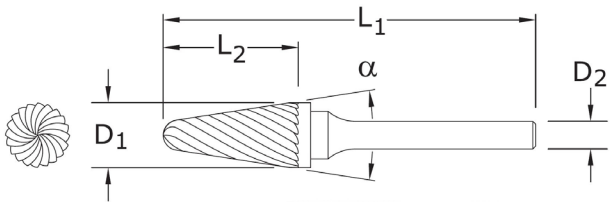

Inox L, KEL, SL- *Ball Nosed Cone Shape*

Tool	Cutting Diameter D1	Length of Cut L2	Shank Diameter D2	Overall Length L1	Included Angle α	Cut - Inox Part No.
SL-2M	8.0	25.4	6.0	70.0	14°	29184
-	10.0	20.0	6.0	65.0	14°	29185
SL-4M	12.7	32.0	6.0	77.0	14°	29186

INOX RANGE SETS

Features & Benefits - Inox Set

FEATURES
Compact
Versatile assortment

BENEFITS
Easy to carry
Ideal for demonstrations, samplings or special promotions

Line	Description Type	Type	Contents	Cut - Inox Part No.
Sets	BUR5M INOX	5pcs INOX CUT	29155; 29161; 29176; 29180; 29186	29187
Sets	BUR5M INOX	5pcs INOX CUT	29154; 29160; 29166; 29175; 29185	28253

INOX RANGE SPEED GUIDE

MATERIAL GROUPS	N/mm2	B.S	EN	DIN
Free Machining	<850	303 S21, 416 S37	EN56 EN60	X100CrNiS189; X12CrMoS17
Austenitic	<850	304 S15, 321 S17, 316S, 320 S12	EN80, EN58+C EN58J, 316	X5CrNi189; X10CrNiMoTi1810
Ferritic; Austenitic & Martensitic	<1000	317 S16, 316 S16	EB58 b,e,j,t Duplex alloys	XbCrNiMo275; X4CrNiMoN6257

	Burr Head Ø	Maximum Operating Speed	Speed Range	Suggested Air Tools
INOX	3mm (1/8")	100,000	60,000 - 80,000	SP75R / ST100
	6mm (1/4")	65,000	30,000 - 45,000	SD45LR / S50
	10mm (3/8")	55,000	19,000 - 30,000	SD30LR / SD37LR
	12mm (1/2")	35,000	15,000 - 22,000	SMD25LR-CA / SM25LR-CA

Recommended Speeds are based on standard shank length of 45mm max overhang of 10mm

Front & Rear Exhaust options available for certain models. Refer to ATA Airtool catalogue.

Ordering Information

For more information and / or to place an order, please contact ATA Customer Service at:
US Offices: +1 330-928-7744 or by email sales@atatools.com
UK Offices: +44 (0) 1530 261 145 or by email sales@atagarryson.com
International Offices: +353 (0) 49 432 6178 or by email sales@atagroup.ie
Website: www.atagroup.co

sgspro

NOTES

sgspro

Steel Range

sgspro STEEL RANGE

sgspro Steel Range has a specially designed geometry to suit growing market demands for steel and cast steel applications. This is a cost effective alternative to standard solutions due a greater rate of stock removal.

Features & Benefits

- Specifically developed geometry - Increasing machining output on Steel components compared to cuts 2; 5 & 6
- Aggressive cutting form - producing large chips with increased stock removal
- Specifically engineered steel cutting geometry - generating lower heat at cutting edge
- CNC Machined - high consistent quality
- Combination of ATA air tool with Steel cut geometry - gives a guaranteed smoother grinding operation
- Manufactured to strict quality control standards - Incorporates 100% inspection of brazed joints

Wear Eye Protection!

Wear Hearing Protection!

Observe the recommended rotational speed, especially when using burs with long shanks!

Wear Protective Gloves

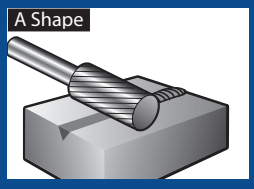

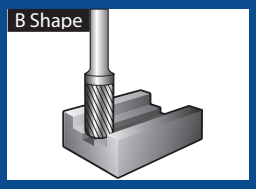

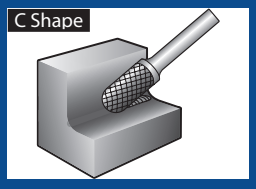

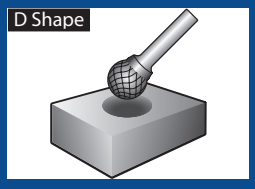

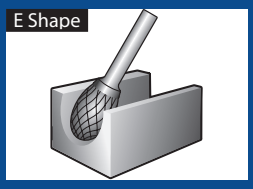

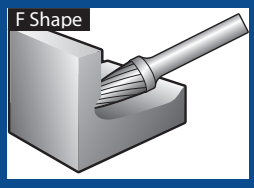

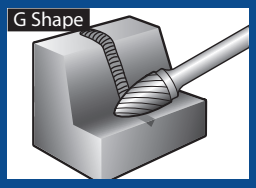

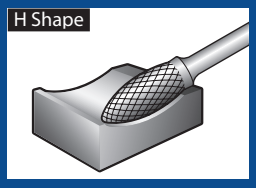

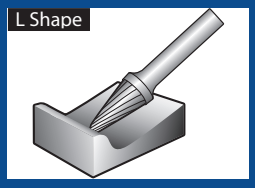

STEEL RANGE A, ZYA, SA

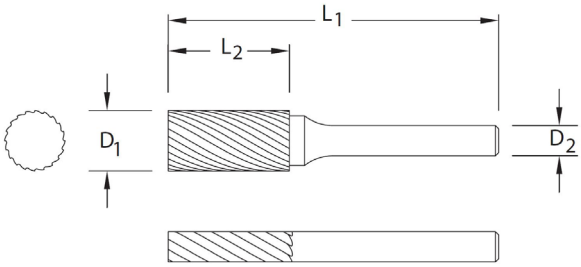

Steel A, ZYA, SA - *Cylinder without Endcut*

Tool	Cutting Diameter D1	Length of Cut L2	Shank Diameter D2	Overall Length L1	Cut - Steel Part No.
SA-1M	6.0	18.0	6.0	50.0	29350
SA-2M	8.0	19.0	6.0	64.0	29351
SA-3M	9.6	19.0	6.0	64.0	29352
SA-5M	12.7	25.0	6.0	70.0	29353

STEEL RANGE B, ZYAS, SB

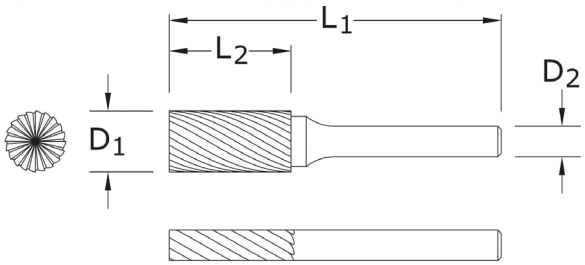

Steel B, ZYAS, SB - *Cylinder with Endcut*

Tool	Cutting Diameter D1	Length of Cut L2	Shank Diameter D2	Overall Length L1	Cut - Steel Part No.
SB-1M	6.0	18.0	6.0	50.0	29354
SB-2M	8.0	19.0	6.0	64.0	29355
SB-3M	9.6	19.0	6.0	64.0	29356
SB-5M	12.7	25.0	6.0	70.0	29357

Ordering Information

For more information and / or to place an order, please contact ATA Customer Service at:
US Offices: +1 330-928-7744 or by email sales@atatools.com
UK Offices: +44 (0) 1530 261 145 or by email sales@atagarryson.com
International Offices: +353 (0) 49 432 6178 or by email sales@atagroup.ie
Website: www.atagroup.co

sgspro

STEEL RANGE C, WRC, SC

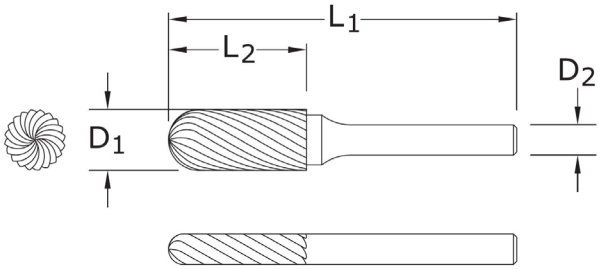

Steel C, WRC, SC - *Ball Nosed Cylinder*

Tool	Cutting Diameter D1	Length of Cut L2	Shank Diameter D2	Overall Length L1	Cut - Steel Part No.
SC-1M	6.0	18.0	6.0	50.0	29362
SC-2M	8.0	19.0	6.0	64.0	29363
SC-3M	9.6	19.0	6.0	64.0	29364
SC-5M	12.7	25.0	6.0	70.0	29365

STEEL RANGE D, KUD, SD

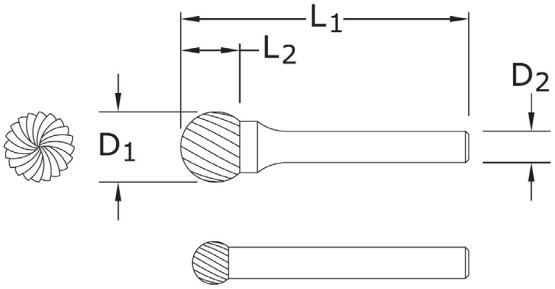

Steel D, KUD, SD - *Ball Shape*

Tool	Cutting Diameter D1	Length of Cut L2	Shank Diameter D2	Overall Length L1	Cut - Steel Part No.
SD-1M	6.0	4.7	6.0	50.0	29358
SD-2M	8.0	6.0	6.0	52.0	29359
SD-3M	9.6	8.0	6.0	54.0	29360
SD-5M	12.7	11.0	6.0	56.0	29361

STEEL RANGE E, TRE, SE

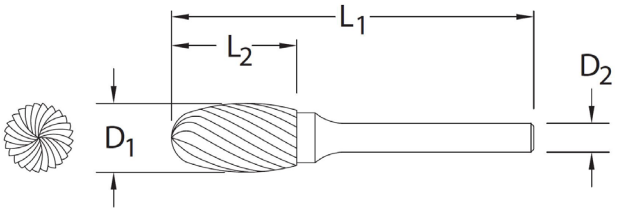

Steel E, TRE, SE - *Oval Shape*

Tool	Cutting Diameter D1	Length of Cut L2	Shank Diameter D2	Overall Length L1	Cut - Steel Part No.
SE-5M	12.7	22.0	6.0	67.0	29379

STEEL RANGE F, RBF, SF

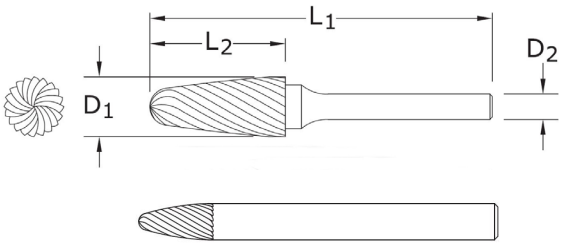

Steel F, RBF, SF - *Ball Nosed Tree Shape*

Tool	Cutting Diameter D1	Length of Cut L2	Shank Diameter D2	Overall Length L1	Cut - Steel Part No.
SF-1M	6.0	18.0	6.0	50.0	29375
SF-2M	8.0	20.0	6.0	65.0	29376
SF-3M	9.6	19.0	6.0	64.0	29377
SF-5M	12.7	25.0	6.0	70.0	29378

Ordering Information

For more information and / or to place an order, please contact ATA Customer Service at:
US Offices: +1 330-928-7744 or by email sales@atatools.com
UK Offices: +44 (0) 1530 261 145 or by email sales@atagarryson.com
International Offices: +353 (0) 49 432 6178 or by email sales@atagroup.ie
Website: www.atagroup.co

sgspro

STEEL RANGE G, SPG, SG

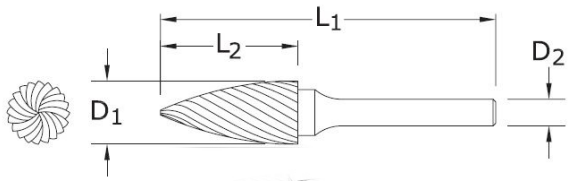

Steel G, SPG, SG - *Point Tree Shape*

Tool	Cutting Diameter D1	Length of Cut L2	Shank Diameter D2	Overall Length L1	Cut - Steel Part No.
SG-1M	6.0	18.0	6.0	50.0	29366
SG-2M	8.0	19.0	6.0	64.0	29367
SG-3M	9.6	19.0	6.0	64.0	29368
SG-5M	12.7	25.0	6.0	70.0	29369

STEEL RANGE H, SH

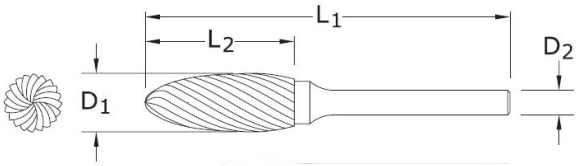

Steel H, SH - *Flame Shape*

Tool	Cutting Diameter D1	Length of Cut L2	Shank Diameter D2	Overall Length L1	Cut - Steel Part No.
SH-2M	8.0	19.0	6.0	64.0	29370
SH-5M	12.7	32.0	6.0	77.0	29371

STEEL RANGE L, KEL, SL

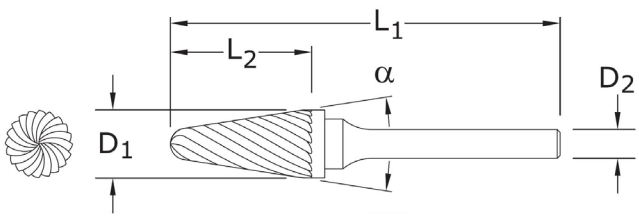

STEEL L, KEL, SL- *Ball Nosed Cone Shape*						
Tool	Cutting Diameter D1	Length of Cut L2	Shank Diameter D2	Overall Length L1	Included Angle α	Cut - Steel Part No.
-	10.0	20.0	6.0	65.0	14°	29372
SL-3M	9.6	30.0	6.0	76.0	14°	29373
SL-4M	12.7	32.0	6.0	77.0	14°	29374

STEEL RANGE SETS

Features & Benefits - Steel Set

FEATURES
Compact
Versatile assortment

BENEFITS
Easy to carry
Ideal for demonstratons, samplings or special promotions

Line	Description Type	Type	Contents	Cut - Steel Part No.
Sets	BUR5M STEEL	5pcs STEEL CUT	29357; 29365; 29378; 29369; 29374	29380
Sets	BUR5M STEEL	5pcs STEEL CUT	29356; 29364; 29360; 29377; 29373	28252

STEEL RANGE SPEED GUIDE

STEEL CONDITION	N/mm2	Material Types
Non Hardened or treated Steel	<1200	Construction steels; Structual steels; Carbon steels, Tool steels
Hardened or treated Steel	>1200	Alloy steel; Hardened and Tempered steel

	Burr Head Ø	Maximum Operating Speed	Speed Range	Suggested Air Tools
STEEL	3mm (1/8")	100,000	60,000 - 80,000	SP75R / ST100
	6mm (1/4")	65,000	45,000 - 60,000	SD45LR / S50
	10mm (3/8")	55,000	30,000 - 40,000	SD30LR / SD37LR
	12mm (1/2")	35,000	22,000 - 30,000	SMD25LR-CA / SM25LR-CA

Recommended Speeds are based on standard shank length of 45mm max overhang of 10mm

Front & Rear Exhaust options available for certain models. Refer to ATA Airtool catalogue.

NOTES

sgspro

Wear Eye Protection!

Wear Hearing Protection!

Observe the recommended rotational speed, especially when using burs with long shanks!

Wear Protective Gloves

sgspro

Base Metal Range

Metric

sgspro BM RANGE

Introducing the new Base Metal Bur range from ATA.

Designed specifically for general deburring applications on metals less than 250 HB*.

The geometry has been specifically designed for use on Low Carbon Steels, Copper and Brass materials.

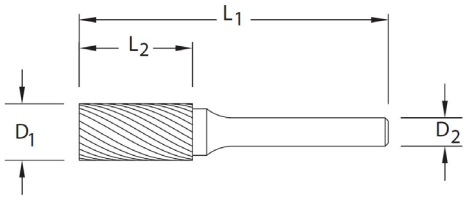

D1	Cutting Diameter
L2	Length of Cut
D2	Shank Diameter
L1	Overall Length

Features & Benefits:

Advanced cutting geometry
- Allowing rapid stock removal
- Increasing production output
- Resulting in a smoother operation
- Breaking down the material removed efficiently

CNC Machined
- High consistent quality

Combination of an ATA air tool with a Base Metal geometry –
- Delivering a guaranteed smoother grinding operation
- Maximises productivity

*Hardness Brinell

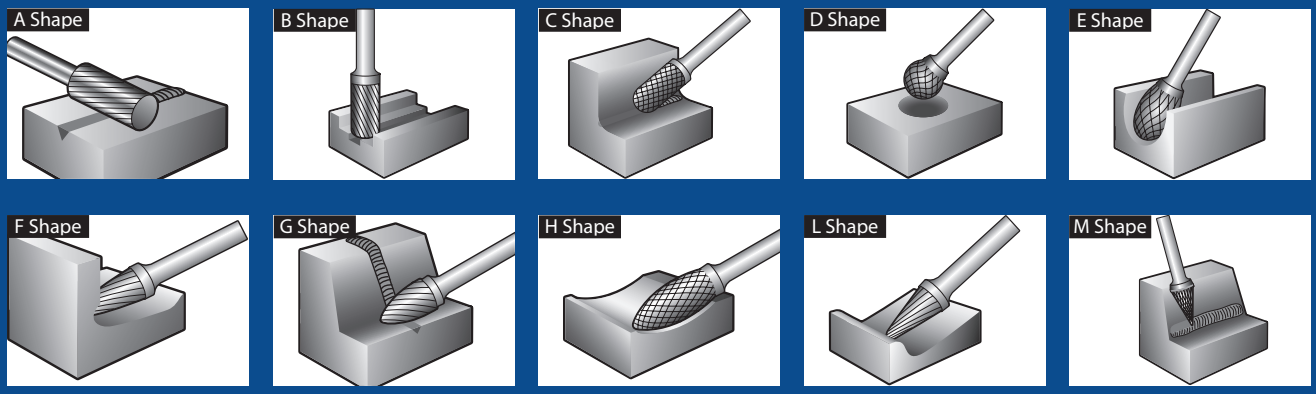

BASE METAL RANGE SA, SB, SC

SHAPE SA

Cylinder without Endcut - Shape SA

Tool	Cutting Diameter D1	Length of Cut L2	Shank Diameter D2	Overall Length L1	EDP No.
SA-2M	8.0	19.0	6.0	63	40300
SA-3M	9.5	19.0	6.0	63	40310
SA-5M	12.7	25.0	6.0	69	40320

SHAPE SB

Cylinder with Endcut - Shape SB

Tool	Cutting Diameter D1	Length of Cut L2	Shank Diameter D2	Overall Length L1	EDP No.
SB-2M	8.0	19.0	6.0	63	40330
SB-3M	9.5	19.0	6.0	63	40340
SB-5M	12.7	25.0	6.0	69	40350

SHAPE SC

Ball Nosed Cylinder - Shape SC

Tool	Cutting Diameter D1	Length of Cut L2	Shank Diameter D2	Overall Length L1	EDP No.
SC-2M	8.0	19.0	6.0	63	40360
SC-3M	9.5	19.0	6.0	63	40370
SC-5M	12.7	25.0	6.0	69	40380

Wear Eye Protection!

Wear Hearing Protection!

Observe the recommended rotational speed, especially when using burs with long shanks!

Wear Protective Gloves

Wear Protective Mask

SHAPE SD

Ball Shape- Shape SD

Tool	Cutting Diameter D1	Length of Cut L2	Shank Diameter D2	Overall Length L1	EDP No.
SD-2M	8.0	6.4	6.0	50	40390
SD-3M	9.5	8.0	6.0	52	40400
SD-5M	12.7	11.0	6.0	55	40410

SHAPE SE

Oval Shape- Shape SE

Tool	Cutting Diameter D1	Length of Cut L2	Shank Diameter D2	Overall Length L1	EDP No.
SE-3M	9.5	16.0	6.0	60	40420
SE-5M	12.7	22.0	6.0	66	40430

SHAPE SF

Ball Nosed Tree - Shape SF

Tool	Cutting Diameter D1	Length of Cut L2	Shank Diameter D2	Overall Length L1	EDP No.
SF-3M	9.5	19.0	6.0	63	40440
SF-5M	12.7	25.0	6.0	69	40450

BASE METAL RANGE SG, SH, SL

SHAPE SG

Pointed Tree- Shape SG

Tool	Cutting Diameter D1	Length of Cut L2	Shank Diameter D2	Overall Length L1	EDP No.
SG-2M	8.0	19.0	6.0	63	40460
SG-3M	9.5	19.0	6.0	63	40470
SG-5M	12.7	25.0	6.0	69	40480

SHAPE SH

Flame - Shape SH

Tool	Cutting Diameter D1	Length of Cut L2	Shank Diameter D2	Overall Length L1	EDP No.
SH-5M	12.7	32.0	6.0	76	40490

SHAPE SL

Ball Nosed Cone - Shape SL

Tool	Cutting Diameter D1	Length of Cut L2	Shank Diameter D2	Overall Length L1	EDP No.
SL-2M	8.0	22.0	6.0	69	40500
SL-3M	10.0	27.0	6.0	74	40510
SL-4M	12.7	28.0	6.0	76	40520

Wear Eye Protection!

Wear Hearing Protection!

Observe the recommended rotational speed, especially when using burs with long shanks!

Wear Protective Gloves

Wear Protective Mask

SHAPE SM

Cone - Shape SM

Tool	Cutting Diameter D1	Length of Cut L2	Shank Diameter D2	Overall Length L1	EDP No.
SM-4M	9.5	16.0	6.0	63	40530
SM-5M	12.7	25.0	6.0	69	40540

BM RANGE
SPEED GUIDE

	Material Groups	HB*	B.S	EN	DIN
Steel	Magnetic Soft	<120	230M07, 050A12	EN1, EN2 Leadloy	RFe60
	Stractual case carburising	<200	060A35, 080M40, 4360-50B	EN3A, 4,6,7,8 32	st37-2, 16MnCr5, St50-2
Cast Iron	Lameller graphite	<150	grade 150, grade 400	Grey cast iron soft	GG10, GG40
	Nodular graphite, malleable	<200	420/12, P440/7, 700/2, 30g/72	S.G. iron Mehanite	GGG40, GGG70, GTS45-
Brass, Copper, Bronze	Unalloyed	<100	C101	Commercially Pure	E-Cu57, SE-Cu
	β - Brass, Bronze	<200	CZ120, CZ109, PB104	2.1030, 2.1080	CuZn39Pb2, CuZn40,
	Y - Brass	<200	CZ108, CZ106		CuZn37, CuZn28

Head Diameter	**6mm**	**8mm**	**10mm**	**12mm**	**Suggested Air Tool Ranges**
Max. RPM	**65,000**	**60,000**	**55,000**	**35,000**	
Steel	35,000 - 45,000	30,000 - 40,000	22,500 - 35,000	20,500 - 30,000	S, SD, SM & SMD Die Grinder Ranges
Cast Iron	22,500 - 45,000	20,000 - 40,000	15,000 - 35,000	11,000 - 30,000	
Brass, Copper, Bronze	22,500 - 45,000	20,000 - 40,000	15,000 - 35,000	11,000 - 30,000	

*Hardness Brinell

- For your most challenging applications and materials
- Maximize your productivity

PERFORMANCE
RANGE

Features & Benefits - OMEGA - DDC

FEATURES & BENEFITS

- Enhanced geometry and deep flute configuration for increased tooth strength
- Longer tool life vs. conventional burs
- Maximum stock removal
- Improved productivity and cost savings

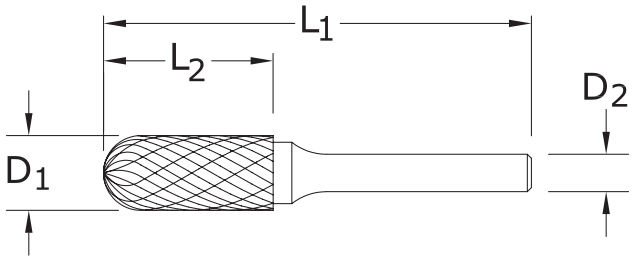

Omega

Series	Tool No.	Cutting Diameter D1	Length of Cut L2	Shank Diameter D2	Overall Length L1	Uncoated EDP No.	Coated EDP No.
SA	SA-3M DDC	9.5	19.0	6.0	63.0	20269	20300
SA	SA-3ML6 DDC	9.5	19.0	6.0	169.0	20331	20354
SA	SA-5M DDC	12.7	25.0	6.0	69.0	20270	20301
SA	SA-5ML6 DDC	12.7	25.0	6.0	175.0	20331	20355
SA	SA-5M8 DDC	12.7	25.0	8.0	69.0	20271	20302
SB	SB-3M DDC	9.5	19.0	6.0	63.0	20272	20303
SB	SB-5M DDC	12.7	25.0	6.0	69.0	20273	20304
SB	SB-5M8 DDC	12.7	25.0	8.0	69.0	20274	20305
SC	SC-3M DDC	9.5	19.0	6.0	63.0	20275	20306
SC	SC-3ML6 DDC	9.5	19.0	6.0	169.0	20333	20356
SC	SC-5M DDC	12.7	25.0	6.0	69.0	20276	20307
SC	SC-5ML6 DDC	12.7	25.0	6.0	175.0	20334	20357
SC	SC-5M8 DDC	12.7	25.0	8.0	69.0	20277	20308
SC	SC-6M8 DDC	16.0	25.0	8.0	69.0	20278	20309
SD	SD-3M DDC	9.5	8.0	6.0	52.0	20279	20310
SD	SD-3ML6 DDC	9.5	8.0	6.0	158.0	20335	20358
SD	SD-5M DDC	12.7	11.0	6.0	55.0	20280	20311
SD	SD-5ML6 DDC	12.7	11.0	6.0	161.0	20336	20359
SD	SD-5M8 DDC	12.7	11.0	8.0	62.0	20281	20312

Recommended Air Tools

FEATURES
Heavy Duty & Access

TOOL
Die Grinders

sgspro

Wear Eye Protection!

Wear Hearing Protection!

Observe the recommended rotational speed, especially when using burs with long shanks!

Wear Protective Gloves

Omega

Series	Tool No.	Cutting Diameter D1	Length of Cut L2	Shank Diameter D2	Overall Length L1	Uncoated EDP No.	Coated EDP No.
SE	SE-3M DDC	9.5	16.0	6.0	60.0	20282	20313
SE	SE-3ML6 DDC	9.5	16.0	6.0	166.0	20337	20360
SE	SE-5M DDC	12.7	22.0	6.0	66.0	20283	20314
SE	SE-5ML6 DDC	12.7	22.0	6.0	172.0	20338	20361
SE	SE-5M8 DDC	12.7	22.0	8.0	69.0	20284	20315
SF	SF-3M DDC	9.5	19.0	6.0	63.0	20285	20316
SF	SF-3ML6 DDC	9.5	19.0	6.0	169.0	20339	20362
SF	SF-5M DDC	12.7	25.0	6.0	69.0	20286	20317
SF	SF-5ML6 DDC	12.7	25.0	6.0	175.0	20340	20363
SF	SF-5M8 DDC	12.7	25.0	8.0	69.0	20287	20318
SF	SF-6M8 DDC	16.0	25.0	8.0	69.0	20288	20319
SG	SG-3M DDC	9.5	19.0	6.0	63.0	20289	20320
SG	SG-3ML6 DDC	9.5	19.0	6.0	169.0	20341	20364
SG	SG-5M DDC	12.7	25.0	6.0	69.0	20290	20321
SG	SG-5ML6 DDC	12.7	25.0	6.0	175.0	20342	20365
SG	SG-5M8 DDC	12.7	25.0	8.0	69.0	20291	20322
SG	SG-6M8 DDC	16.0	25.0	8.0	69.0	20292	20323
SH	SH-5M DDC	12.7	32.0	6.0	76.0	20293	20324
SH	SH-5ML6 DDC	12.7	32.0	6.0	182.0	20343	20366
SH	SH-5M8 DDC	12.7	32.0	8.0	76.0	20294	20325
SL	SL-3M DDC	9.5	27.0	6.0	74.0	20295	20326
SL	SL-3ML6 DDC	9.5	27.0	6.0	177.0	20344	20367
SL	SL-4M DDC	12.7	28.0	6.0	76.0	20296	20327
SL	SL-4ML6 DDC	12.7	28.0	6.0	178.0	20345	20368
SL	SL-4M8 DDC	12.7	28.0	8.0	76.0	20297	20328
SM	SM-5M DDC	12.7	22.0	6.0	69.0	20298	20329
SM	SM-5M8 DDC	12.7	22.0	8.0	69.0	20299	20330

Ordering Information

For more information and / or to place an order, please contact ATA Customer Service at:
US Offices: +1 330-928-7744 or by email sales@atatools.com
UK Offices: +44 (0) 1530 261 145 or by email sales@atagarryson.com
International Offices: +353 (0) 49 432 6178 or by email sales@atagroup.ie
Website: www.atagroup.co

sgspro

Features & Benefits - G2000

FEATURES
Design for aerospace

Good finish & high stock removal
Specific rake angle

BENEFITS
Outperform standard cuts in complex alloys
Respond to complex application
Suitable for very hard material and increase life while keeping sharpness

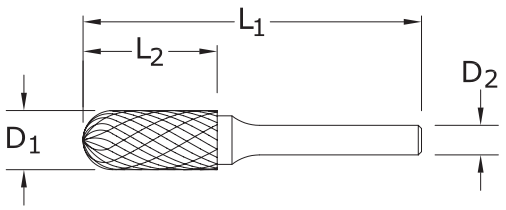

G2000

Tool No.	Cutter Diameter D1	Length of Cut L2	Shank Diameter D2	Overall Length L1	Uncoated EDP No.
Cylinder					
SA-43MG D/C	3.0	12.7	3.0	38.0	29200
SA-51MG D/C	3.0	12.7	3.0	50.0	29201
SA-51MG D/C E/C	6.3	12.7	3.0	45.0	29202
Cylinder with End Cut					
SB-43MG D/C	3.0	14.0	3.0	38.0	29203
Cylinder Shape with Radius End					
SC-41MG D/C	2.3	11.0	3.0	38.0	29204
SC-41MGL2 D/C	2.3	11.0	3.0	50.0	29205
SC-42MG D/C	3.0	14.0	3.0	38.0	29206
SC-42MGL2 D/C	3.0	14.0	3.0	50.0	29207
SC-42MGL3 D/C	3.0	14.0	3.0	75.0	29208
SC-51MG D/C	6.3	12.7	3.0	45.0	29209
Ball Shape					
SD-42MG D/C	3.0	2.8	3.0	38.0	29210
SD-51MG D/C	6.3	5.0	3.0	38.0	29224
Oval Shape					
SE-41MG D/C	3.0	5.5	3.0	38.0	29225
SE-51MG D/C	6.3	9.5	3.0	41.0	29211

Recommended Air Tools

FEATURES
Deburring to finishing

TOOL
Pencil Grinders

sgspro

Wear Eye Protection!

Wear Hearing Protection!

Observe the recommended rotational speed, especially when using burs with long shanks!

Wear Protective Gloves

G2000

Tool No.	Cutter Diameter D1	Length of Cut L2	Shank Diameter D2	Overall Length L1	Uncoated EDP No.
Tree Shape with Radius End					
SF-42MG D/C	3.0	12.7	3.0	38.0	29212
SF-42MGL2 D/C	3.0	12.7	3.0	50.0	29213
SF-51MG D/C	6.3	12.7	3.0	45.0	29214
Tree Shape with Pointed End					
SG-42MG D/C	3.0	8.0	3.0	38.0	29215
SG-44MG D/C	3.0	12.7	3.0	38.0	29216
SG-51MG D/C	6.3	12.7	3.0	45.0	29217
Flame Shape					
SH-41MG D/C	3.0	6.3	3.0	38.0	29218
Cone Shape					
SM-42MG D/C	3.0	11.0	3.0	38.0	29220
SM-43MG D/C	3.0	16.0	3.0	38.0	29221
SM-51MG D/C	6.3	12.7	3.0	48.0	29223

Ordering Information

For more information and / or to place an order, please contact ATA Customer Service at:
US Offices: +1 330-928-7744 or by email sales@atatools.com
UK Offices: +44 (0) 1530 261 145 or by email sales@atagarryson.com
International Offices: +353 (0) 49 432 6178 or by email sales@atagroup.ie
Website: www.atagroup.co

sgspro

Features & Benefits - MOLD & DIE

FEATURES	BENEFITS
Special range	Best solution for mold specialists
Good finish and high stock removal	Respond to complex application
Specific rake angle	Ideal for hard materials

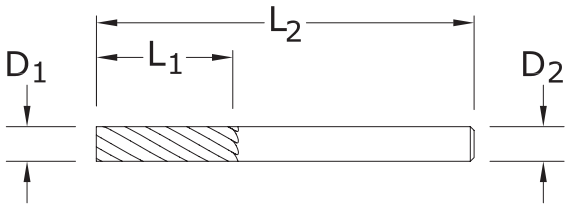

Mold & Die

Tool No.	Cutting Diameter D1	Length of Cut L1	Shank Diameter D2	Overall Length L2	Included Angle α	Double Cut 6 EDP No.	Single Cut 3 EDP No.
SA-41M	1.5	6.0	3.0	38.0	–	20603	20600
SA-41M L2	1.5	6.0	3.0	50.0	–	27103	27100
SA-41ML3	1.5	6.0	3.0	75.0	–	27128	27125
SA-42M	2.5	11.0	3.0	38.0	–	20628	20625
SA-42ML2	2.5	11.0	3.0	50.0	–	27153	27150
SA-42ML3	2.5	11.0	3.0	75.0	–	27178	27175
SA-43M	3.0	14.0	3.0	38.0	–	20653	20650
SA-43ML2	3.0	14.0	3.0	50.0	–	27203	27200
SA-43ML3	3.0	14.0	3.0	75.0	–	27228	27225
SB-41M	1.5	6.0	3.0	38.0	–	21453	21450
SB-41ML2	1.5	6.0	3.0	50.0	–	27253	27250
SB-41ML3	1.5	6.0	3.0	75.0	–	27278	27275
SB-42M	2.5	11.0	3.0	38.0	–	21478	21475
SB-42ML2	2.5	11.0	3.0	50.0	–	27303	27300
SB-42ML3	2.5	11.0	3.0	75.0	–	27328	27325

SA-43MDC

SB-43MDC

SB-ECOM

Recommended Air Tools

FEATURES	TOOL
Deburring to finishing	Pencil Grinders

sgspro

Wear Eye Protection!

Wear Hearing Protection!

Observe the recommended rotational speed, especially when using burs with long shanks!

Wear Protective Gloves



Mold & Die

Tool No.	Cutting Diameter D1	Length of Cut L1	Shank Diameter D2	Overall Length L2	Included Angle α	Double Cut 6 EDP No.	Single Cut 3 EDP No.
SB-ECOM	3.0	–	3.0	38.0	–	–	21525
SB-43M	3.0	14.0	3.0	38.0	–	21503	21500
SB-43ML2	3.0	14.0	3.0	50.0	–	27353	27350
SB-43ML3	3.0	14.0	3.0	75.0	–	27378	27375
SC-41M	2.5	11.0	3.0	38.0	–	22253	22250
SC-42M	3.0	14.0	3.0	38.0	–	22278	22275
SC-42ML2	3.0	14.0	3.0	50.0	–	27453	27450
SC-42ML3	3.0	14.0	3.0	75.0	–	27478	27475
SD-41M	2.5	2.3	3.0	38.0	–	22778	22775
SD-42M	3.0	2.8	3.0	38.0	–	22803	22800
SD-42ML2	3.0	2.8	3.0	50.0	–	27553	27550
SD-42ML3	3.0	2.8	3.0	75.0	–	27578	27575
SE-41M	3.0	5.5	3.0	38.0	–	23153	23150
SE-41ML2	3.0	5.5	3.0	50.0	–	27603	27600
SE-41ML3	3.0	5.5	3.0	75.0	–	27628	27625

Ordering Information

For more information and / or to place an order, please contact ATA Customer Service at:
US Offices: +1 330-928-7744 or by email sales@atatools.com
UK Offices: +44 (0) 1530 261 145 or by email sales@atagarryson.com
International Offices: +353 (0) 49 432 6178 or by email sales@atagroup.ie
Website: www.atagroup.co

sgspro



Mold & Die

Tool No.	Cutting Diameter D1	Length of Cut L1	Shank Diameter D2	Overall Length L2	Included Angle α	Double Cut 6 EDP No.	Single Cut 3 EDP No.
SF-41M	3.0	6.0	3.0	38.0	–	23678	23675
SF-42M	3.0	12.7	3.0	38.0	–	23703	23700
SF-42ML2	3.0	12.7	3.0	50.0	–	27653	27650
SF-42ML3	3.0	12.7	3.0	75.0	–	27678	27675
SG-41M	3.0	6.0	3.0	38.0	–	24153	24150
SG-43M	3.0	9.5	3.0	38.0	–	24203	24200
SG-44M	3.0	12.7	3.0	38.0	–	24228	24225
SG-44ML2	3.0	12.7	3.0	50.0	–	27853	27850
SG-44ML3	3.0	12.7	3.0	75.0	–	27878	27875
SH-41M	3.0	6.3	3.0	38.0	–	24553	24550
SH-41ML2	3.0	6.3	3.0	50.0	–	27903	27900
SH-41ML3	3.0	6.3	3.0	75.0	–	27928	27925
SJ-42M	3.0	2.5	3.0	38.0	–	24903	24900

Recommended Air Tools

FEATURES
Deburring to finishing

TOOL
Pencil Grinders

sgspro

Wear Eye Protection!

Wear Hearing Protection!

Observe the recommended rotational speed, especially when using burs with long shanks!

Wear Protective Gloves

Mold & Die

Tool No.	Cutting Diameter D1	Length of Cut L1	Shank Diameter D2	Overall Length L2	Included Angle α	Double Cut 6 EDP No.	Single Cut 3 EDP No.
SK-42M	3.0	1.5	3.0	38.0	–	25153	25150
SL-41M	3.0	9.5	3.0	38.0	8°	25403	25400
SL-42M	3.0	12.7	3.0	38.0	8°	25428	25425
SL-42ML2	3.0	12.7	3.0	50.0	8°	27953	27950
SL-42ML3	3.0	12.7	3.0	75.0	8°	27978	27975
SM-41M	3.0	8.9	3.0	38.0	12°	25678	25675
SM-42M	3.0	11.0	3.0	38.0	14°	25703	25700
SM-42ML2	3.0	11.0	3.0	50.0	14°	28053	28050
SM-42ML3	3.0	11.0	3.0	75.0	14°	28078	28075
SM-43M	3.0	16.0	3.0	38.0	7°	25728	25725
SN-41M	2.5	3.0	3.0	38.0	10°	26028	26025
SN-42M	3.0	4.0	3.0	38.0	10°	26053	26050

Ordering Information

For more information and / or to place an order, please contact ATA Customer Service at:
US Offices: +1 330-928-7744 or by email sales@atatools.com
UK Offices: +44 (0) 1530 261 145 or by email sales@atagarryson.com
International Offices: +353 (0) 49 432 6178 or by email sales@atagroup.ie
Website: www.atagroup.co

sgspro

Features & Benefits - MOLD & DIE

FEATURES
Special range

Good finish and high stock removal

BENEFITS
Best solution for mold specialists

Unparalleled performance meeting the demands of challenging materials

Ideal for hard material

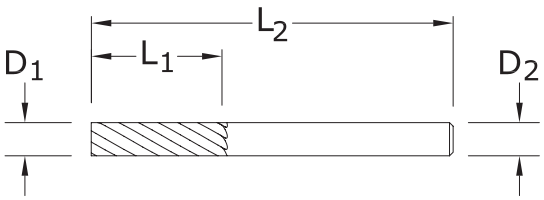

Mold & Die 5

Tool No.	Cutter Diameter D1	Length of Cut L1	Shank Diameter D2	Overall Length L2	Included Angle α	Double Cut 6 EDP No.	Single Cut 3 EDP No.
SA-51M	6.3	12.7	3.0	50.0	–	20678	20675
SB-51M	6.3	4.7	3.0	43.0	–	21553	21550
SC-51M	6.3	12.7	3.0	50.0	–	22303	22300
SD-51M	6.3	5.0	3.0	44.0	–	22828	22825
SE-51M	6.3	9.5	3.0	47.0	–	23178	23175
SF-51M	6.3	12.7	3.0	56.0	–	23728	23725
SG-51M	6.3	12.7	3.0	50.0	–	24253	24250
SM-51M	6.3	12.7	3.0	53.0	22°	25753	25750
SN-51M	6.3	6.0	3.0	44.0	10°	26078	26075

Recommended Air Tools

FEATURES
Deburring to finishing

TOOL
Die Grinders

sgspro

Wear Eye Protection!

Wear Hearing Protection!

Observe the recommended rotational speed, especially when using burs with long shanks!

Wear Protective Gloves

Mold & Die 5

Tool No.	Cutter Diameter D1	Length of Cut L1	Shank Diameter D2	Overall Length L2	Included Angle α	Double Cut 6 EDP No.	Single Cut 3 EDP No.
SA-52M	4.0	12.7	3.0	38.0	–	20703	20700
SA-53M	5.0	12.7	3.0	38.0	–	20728	20725
SC-52M	4.0	12.7	3.0	38.0	–	22328	22325
SC-53M	5.0	12.7	3.0	38.0	–	22353	22350
SD-52M	4.0	3.4	3.0	38.0	–	22840	22837
SD-53M	5.0	4.7	3.0	38.0	–	22853	22850
SE-53M	5.0	7.1	3.0	38.0	–	23203	23200
SF-53M	5.0	12.7	3.0	38.0	–	23753	23750
SG-53M	5.0	12.7	3.0	38.0	–	24278	24275
SH-53M	5.0	9.5	3.0	38.0	–	24603	24600
SL-53M	5.0	12.7	3.0	38.0	14°	25453	25450
SM-53M	5.0	12.7	3.0	38.0	16°	25778	25775
SN-53M	5.0	6.3	3.0	38.0	10°	26103	26100



Ordering Information

For more information and / or to place an order, please contact ATA Customer Service at:
US Offices: +1 330-928-7744 or by email sales@atatools.com
UK Offices: +44 (0) 1530 261 145 or by email sales@atagarryson.com
International Offices: +353 (0) 49 432 6178 or by email sales@atagroup.ie
Website: www.atagroup.co

sgspro

NOTES

sgspro

New Geometry Burs

RADIUS LINE

THE RADIUS BUR

– an added dimension in finishing technology

This exclusive range of multi-application burs will cover almost all your general metal removal work. With an exclusive inverted curve design, this innovative range of burs provides a versatility that makes these burs suitable for use across a wide range of jobs and reduces the need for consumable and tool changes, saving you time as well as money.





Features & Benefits

- Unique Inverted Curve - Ideal for creating a smooth radius on sharp corners
- Unique Guide System - Ease of control on sharp edges
- Special Tooth Geometry - Smooth cutting action using all faces and rapid material removal
- CNC Machined - High consistent quality
- Manufactured from High Quality Sintered Tungsten Carbide - Guaranteed high performance and durability
- Manufactured to strict quality control standards - Incorporates 100% inspection of brazed joints
- Versatile - Can be used on a wide variety of materials e.g. titanium, bronze, stainless steel, cast iron, brass, etc

Wear Eye Protection! Wear Hearing Protection! Observe the recommended rotational speed, especially when using burs with long shanks! Wear Protective Gloves

Applications

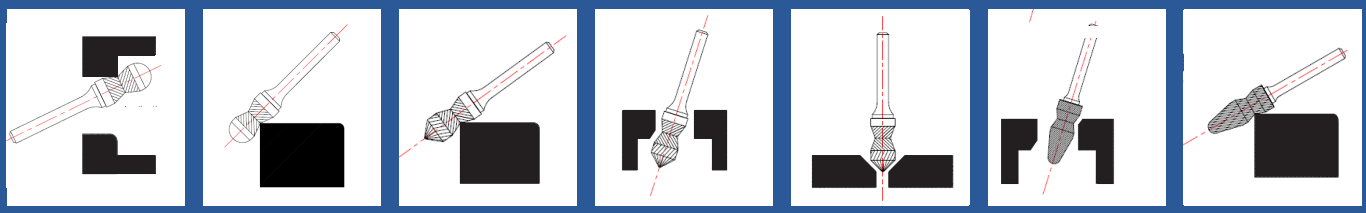

RADIUS BUR SPECIFICATIONS

Metric Series	EDP	Head Dia.	Head Length	Shank Dia.
SA-5MRA DC	21755	12.7	25.0	6.0
SB-5MRA D/C	21756	12.7	25.0	6.0
SC-5MRA C	21757	12.7	25.0	6.0
SC-5MRA C	21758	12.7	25.0	6.0
SC-5MRA D/C	21759	12.7	25.0	6.0
SF-5MRA D/C	21760	12.7	35.0	6.0
SG-5MRA D/C	21761	12.7	35.0	6.0
SJ-5MRA D/C	21762	12.7	31.0	6.0
SK-5MRA D/C	21763	12.7	28.0	6.0
SL-5MRA D/C	21764	12.7	35.0	6.0

BUR SETS **RADIUS**

Radius Bur Line
10 Piece Radius Application Set
Metric Code - BUR10MRA 28225

- SA-5RA D/C BUR
- SB-5RA D/C BUR
- SC-5RA C BUR
- SC-5RA C BUR
- SC-5RA D/C BUR
- SF-5RA D/C BUR
- SG-5RA D/C BUR
- SJ-5RA D/C BUR
- SK-5RA D/C BUR
- SL-5RA D/C BUR

Radius Bur Line
5 Piece Chamfer Application Set
Metric Code - BUR5MRA 28220

- SB-5RA D/C BUR
- SC-5RA D/C BUR
- SF-5RA D/C BUR
- SK-5RA D/C BUR
- SK-6CO C BUR

Ordering Information

For more information and / or to place an order, please contact ATA Customer Service at:
US Offices: +1 330-928-7744 or by email sales@atatools.com
UK Offices: +44 (0) 1530 261 145 or by email sales@atagarryson.com
International Offices: +353 (0) 49 432 6178 or by email sales@atagroup.ie
Website: www.atagroup.co

COMBI BUR LINE

THE COMBI BUR

– *versatility to suit almost any application*

Just like any multi-tool in the DIY sector, there are now high performance multi-purpose burs for the industry! The combi bur line has been developed to reduce downtime and cover multi-application processes for metal removal. These exclusive new shapes will cover your deburing, edging and blending work in one simple bur solution. This range is ideal for complex parts where different shapes are required. The combi bur will maximize your productivity!









Features & Benefits

- Reduced downtime for the end user
- Special Tooth Geometry manufactured using the latest CNC machines
- The highest Quality Sintered Tungsten Carbide is used to ensure consistent performance
- A versatile bur to be used on a wide range of materials and processes
- 14 EXCLUSIVE new combination shaped burs to suit all your complex applications!

Wear Eye Protection! Wear Hearing Protection! Observe the recommended rotational speed, especially when using burs with long shanks! Wear Protective Gloves

Applications



COMBI BUR SPECIFICATIONS

Metric Series	EDP	Head Dia.	Head Length	Shank Dia.
SA-5MCO D/C	25855	12.7	25.0	6.0
SB-5MCO D/C	25856	12.7	25.0	6.0
SD-5CO C	25857	12.7	20.0	6.0
SD-5MCO D/C	25858	12.7	20.0	6.0
SF-5MCO D/C	25859	12.7	32.0	6.0
SG-5MCO D/C	25860	12.7	32.0	6.0
SJA-5MCO D/C	25861	12.7	25.0	6.0
SJN-5MCO D/C	25862	12.7	23.0	6.0
SKA-5MCO D/C	25863	12.7	25.0	6.0
SKN-5MCO D/C	25864	12.7	18.0	6.0
SK-6MCO C	25865	16	15.0	6.0
SL-5MCO D/C	25866	12.7	32.0	6.0
SM-5MCO D/C	25867	12.7	35.0	6.0
SN-5MCO D/C	25868	12.7	25.0	6.0

COMBI BUR SETS **COMBI**

Combi Bur Line
10 Piece Combi Application Set
Metric Code - BUR10MCO 28235

- SB-5CO D/C BUR
- SD-5CO D/C BUR
- SF-5CO D/C BUR
- SG-5CO D/C BUR
- SJN-5CO D/C BUR
- SKA-5CO D/C BUR
- SNA-5CO D/C BUR
- SL-5CO D/C BUR
- SM-5CO D/C BUR
- SN-5CO D/C BUR

Combi Bur Line
5 Piece Multi Purpose Set
Metric Code - BUR5MCO 28230

- SD-5CO D/C BUR
- SJA-5CO D/C BUR
- SNA-5CO D/C BUR
- SK-6CO C BUR
- SN-5CO D/C BUR

Ordering Information

For more information and / or to place an order, please contact ATA Customer Service at:
US Offices: +1 330-928-7744 or by email sales@atatools.com
UK Offices: +44 (0) 1530 261 145 or by email sales@atagarryson.com
International Offices: +353 (0) 49 432 6178 or by email sales@atagroup.ie
Website: www.atagroup.co

CORNER RADIUS LINE

THE CORNER RADIUS

– *unique design transforms the conventional cylinder bur*

The corner radius bur range has been specially developed to meet the highest manufacturing standards of the Aerospace industry. The radius design at the top of the cylinder provides extended tool life. This unique design with its double cut will improve operator control, reduce the size of chips and prevent damage to expensive parts.

Features & Benefits

- Corner radius at the top of the cyclinder
- Offers improved flute strength at the head of the bur
- Prevents digging into the work piece at the intersecting point
- Produces a corner radius on the work piece
- Reduces flute chipping at the intersection points



Wear Eye Protection!

Wear Hearing Protection!

Observe the recommended rotational speed, especially when using burs with long shanks!

Wear Protective Gloves

CORNER RADIUS SPECIFICATIONS

Metric Series	EDP	Head Dia.	Head Length	Shank Dia.
SA-43MCR D/C	20155	3.0	14.0	3.0
SA-1MCR D/C	20156	6.0	18.0	6.0
SA-2MCR D/C	20157	8.0	20.0	6.0
SA-3MCR D/C	20158	9.6	19.0	6.0
SA-5MCR D/C	20159	12.7	25.0	6.0
SA-6MCR D/C	20160	16.0	25.0	6.0

BUR SETS **CORNER RADIUS**

Corner Radius Line
6 Piece Corner Radius Set
Metric Code - BUR6MCR 28240

- SA-43CR D/C BUR
- SA-1CR D/C BUR
- SA-2CR D/C BUR
- SA-3CR D/C BUR
- SA-5CR D/C BUR
- SA-6CR D/C BUR

Ordering Information

For more information and / or to place an order, please contact ATA Customer Service at:
US Offices: +1 330-928-7744 or by email sales@atatools.com
UK Offices: +44 (0) 1530 261 145 or by email sales@atagarryson.com
International Offices: +353 (0) 49 432 6178 or by email sales@atagroup.ie
Website: www.atagroup.co

NOTES

sgspro

Fiberglass Routers

sgspro FIBERGLASS ROUTERS

Features

- Special cut style

Benefits

- Best for roughing and contouring composite
- Can be used with hand-held tools or CNC machines
- Can be used on various materials, from large fiberglass panels to small parts made of composite

METRIC RANGE

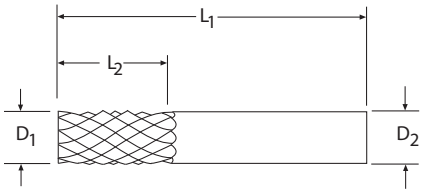



Tool No.	Cutting Diameter D1	Length of Cut L2	Shank Diameter D2	Overall Length L1	No End Cut	Bur Style	Endmill	Drill Point
FGR-1M	1.6	5.0	3.0	38.0	83001	83015	83030	83045
FGR-1-1M	2.4	9.5	3.0	38.0	83002	83016	83031	83046
FGR-2M	3.0	12.0	3.0	38.0	83003	83017	83032	83047
FGR-3M	4.0	16.0	4.0	50.0	83004	83018	83033	83048
FGR-4M	4.0	16.0	6.0	50.0	83005	83019	83034	83049
FGR-5M	6.0	19.0	6.0	50.0	83006	83020	83035	83050
FGR-6M	6.0	19.0	6.0	63.0	83007	83021	83036	83051
FGR-6-1M	6.0	25.0	6.0	75.0	83008	83022	83037	83052
FGR-7M	8.0	25.0	8.0	63.0	83009	83023	83038	83053
FGR-8M	10.0	25.0	10.0	75.0	83010	83024	83039	83054
FGR-9M	12.0	25.0	12.0	75.0	83011	83025	83040	83055

NO END CUT	Used for profile applications
BUR STYLE	Used for profiling and slotting application
ENDMILL	Used for plunging, slotting and profiling applications were a square corner is required
DRILL POINT	Used for plunging into application prior to starting routing operation

Scan to visit our website

Recommendations

- The routers are recommended for use on phenolics, fiberglass and hard non-metallic materials
- For the best results, FGRs should be rigidly mounted in accurate collet chucks

Applications

- Trimming
- Routing
- Pocketing

sgspro

Wear Eye Protection!

Wear Hearing Protection!

Observe the recommended rotational speed, especially when using burs with long shanks!

Wear Protective Gloves

- Solutions for universal applications
- High quality ensuring reliability

UNIVERSAL
RANGE

UNIVERSAL
SA

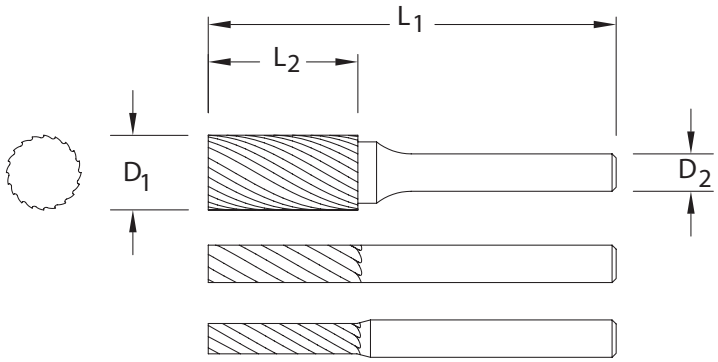

Universal SA - *Cylinder Shape*

Tool	Cutter Diameter D1	Length of Cut L2	Shank Diameter D2	Overall Length L1	Double Cut 6 EDP No.	Single Cut 3 EDP No.	Nonferrous Cut 1 EDP No.
SA-41M	1.5	6.0	3.0	38.0	20603	20600	–
SA-41ML2	1.5	6.0	3.0	50.0	27103	27100	–
SA-41ML3	1.5	6.0	3.0	75.0	27128	27125	–
SA-42M	2.5	11.0	3.0	38.0	20628	20625	–
SA-42ML2	2.5	11.0	3.0	50.0	27153	27150	–
SA-42ML3	2.5	11.0	3.0	75.0	27178	27175	–
SA-43M	3.0	14.0	3.0	38.0	20653	20650	–
SA-43ML2	3.0	14.0	3.0	50.0	27203	27200	–
SA-43ML3	3.0	14.0	3.0	75.0	27228	27225	–
SA-11M	3.0	12.0	6.0	50.8	20403	20400	–
SA-12M	3.0	16.0	6.0	50.8	20428	20425	–
SA-52M	4.0	12.7	3.0	38.0	20703	20700	–
SA-13M	4.0	16.0	6.0	50.0	20453	20450	–
SA-53M	5.0	12.7	3.0	38.0	20728	20725	–
SA-14M	5.0	16.0	6.0	50.0	20478	20475	–
SA-1M	6.0	16.0	6.0	50.0	20003	20000	–
SA-1MNF	6.0	19.0	6.0	50.0	–	–	29000
SA-1ML	6.0	25.0	6.0	50.0	20028	20025	–
SA-1ML6	6.0	12.7	6.0	162.0	26178	26175	–

Recommended Air Tools

FEATURES
From finishing to stock removal

TOOL
Die Grinders & Pencil Grinders

sgspro

Wear Eye Protection!

Wear Hearing Protection!

Observe the recommended rotational speed, especially when using burs with long shanks!

Wear Protective Gloves

Universal SA - *Cylinder Shape*

Tool	Cutter Diameter D1	Length of Cut L2	Shank Diameter D2	Overall Length L1	Double Cut 6 EDP No.	Single Cut 3 EDP No.	Nonferrous Cut 1 EDP No.
SA-51M	6.3	12.7	3.0	50.0	20678	20675	–
SA-2M	8.0	19.0	6.0	63.0	20053	20050	–
SA-3M	9.5	19.0	6.0	63.0	20078	20075	–
SA-3MNF	9.5	19.0	6.0	63.0	–	–	29002
SA-3ML	9.5	25.0	6.0	69.0	20103	20100	–
SA-3ML6	9.5	19.0	6.0	169.0	26203	26200	–
SA-3MZ	10.0	20.0	6.0	60.0	29101	29100	–
SA-4M	11.0	25.0	6.0	69.0	20153	20150	–
SA-5MZ	12.0	25.0	6.0	65.0	29105	29104	–
SA-5M	12.7	25.0	6.0	69.0	20178	20175	–
SA-5MNF	12.7	25.0	6.0	69.0	–	–	29004
SA-5ML6	12.7	25.0	6.0	175.0	26228	26225	–
*SA-6M	16.0	25.0	6.0	69.0	20203	20200	–
*SA-6MNF	16.0	25.0	6.0	69.0	–	–	29006
*SA-7M	19.0	25.0	6.0	69.0	20253	20250	–
*SA-7MNF	19.0	25.0	6.0	69.0	–	–	29008
SA-7MNF	19.0	25.0	8.0	69.0	–	–	29010
*SA-9M	25.0	25.0	6.0	69.0	20353	20350	–

*8 mm shanks optional

Ordering Information

For more information and / or to place an order, please contact ATA Customer Service at:
US Offices: +1 330-928-7744 or by email sales@atatools.com
UK Offices: +44 (0) 1530 261 145 or by email sales@atagarryson.com
International Offices: +353 (0) 49 432 6178 or by email sales@atagroup.ie
Website: www.atagroup.co

sgspro

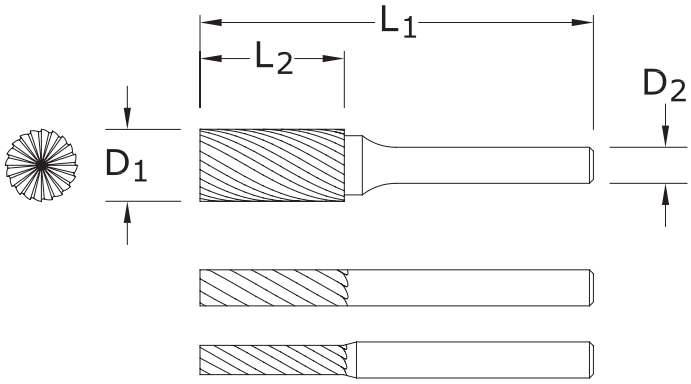

Universal SB - *Cylinder Shape*

Tool	Cutter Diameter D1	Length of Cut L2	Shank Diameter D2	Overall Length L1	Double Cut 6 EDP No.	Single Cut 3 EDP No.	Nonferrous Cut 1 EDP No.
SB-41M	1.5	6.0	3.0	38.0	21453	21450	–
SB-41ML2	1.5	6.0	3.0	50.0	27253	27250	–
SB-41ML3	1.5	6.0	3.0	75.0	27278	27275	–
SB-42M	2.5	11.0	3.0	38.0	21478	21475	–
SB-42ML2	2.5	11.0	3.0	50.0	27303	27300	–
SB-42ML3	2.5	11.0	3.0	75.0	27328	27325	–
SB-ECOM	3.0	–	3.0	38.0	–	21525	–
SB-43M	3.0	14.0	3.0	38.0	21503	21500	–
SB-43ML2	3.0	14.0	3.0	50.0	27353	27350	–
SB-43ML3	3.0	14.0	3.0	75.0	27378	27375	–
SB-11M	3.0	12.0	6.0	50.8	21253	21250	–
SB-12M	3.0	16.0	6.0	50.8	21278	21275	–
SB-13M	4.0	16.0	6.0	50.0	21303	21300	–
SB-14M	5.0	16.0	6.0	50.0	21328	21325	–
SB-1M	6.0	16.0	6.0	50.0	20853	20850	–
SB-1MNF	6.0	19.0	6.0	50.0	–	–	29012
SB-1ML	6.0	25.0	6.0	50.0	20873	20875	–
SB-51M	6.3	4.7	3.0	43.0	21553	21550	–

Recommended Air Tools

FEATURES
From finishing to stock removal

TOOL
Die Grinders & Pencil Grinders

sgspro

Wear Eye Protection!

Wear Hearing Protection!

Observe the recommended rotational speed, especially when using burs with long shanks!

Wear Protective Gloves

Universal SB - *Cylinder Shape*

Tool	Cutter Diameter D1	Length of Cut L2	Shank Diameter D2	Overall Length L1	Double Cut 6 EDP No.	Single Cut 3 EDP No.	Nonferrous Cut 1 EDP No.
SB-2M	8.0	19.0	6.0	63.0	20903	20900	–
SB-3M	9.5	19.0	6.0	63.0	20928	20925	–
SB-3MNF	9.5	19.0	6.0	63.0	–	–	29014
SB-3ML	9.5	25.0	6.0	69.0	20953	20950	–
SB-3MZ	10.0	20.0	6.0	60.0	29109	29108	–
SB-4M	11.0	25.0	6.0	69.0	21003	21000	–
SB-5MZ	12.0	25.0	6.0	65.0	29113	29112	–
SB-5M	12.7	25.0	6.0	69.0	21028	21025	–
SB-5MNF	12.7	25.0	6.0	69.0	–	–	29016
*SB-6M	16.0	25.0	6.0	69.0	21053	21050	–
*SB-6MNF	16.0	250.	6.0	69.0	–	–	29018
*SB-7M	19.0	25.0	6.0	69.0	21103	21100	–
*SB-7MNF	19.0	25.0	6.0	69.0	–	–	29020
SB-7MNF	19.0	25.0	8.0	69.0	–	–	29022
*SB-9M	25.0	25.0	6.0	69.0	21203	21200	–

*8 mm shanks optional

Ordering Information

For more information and / or to place an order, please contact ATA Customer Service at:
US Offices: +1 330-928-7744 or by email sales@atatools.com
UK Offices: +44 (0) 1530 261 145 or by email sales@atagarryson.com

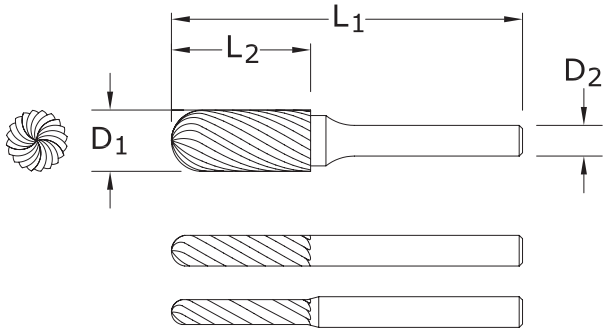

Universal SC *- Cylinder Shape*

Tool	Cutter Diameter D1	Length of Cut L2	Shank Diameter D2	Overall Length L1	Double Cut 6 EDP No.	Single Cut 3 EDP No.	Nonferrous Cut 1 EDP No.
SC-41M	2.5	11.0	3.0	38.0	22253	22250	–
SC-42M	3.0	14.0	3.0	38.0	22278	22275	–
SC-42ML2	3.0	14.0	3.0	50.0	27453	27450	–
SC-42ML3	3.0	14.0	3.0	75.0	27478	27475	–
SC-11M	3.0	12.0	6.0	50.8	22053	22050	–
SC-12M	3.0	16.0	6.0	50.8	22078	22075	–
SC-52M	4.0	12.7	3.0	38.0	22328	22325	–
SC-13M	4.0	16.0	6.0	50.0	22103	22100	–
SC-53M	5.0	12.7	3.0	38.0	22353	22350	–
SC-14M	5.0	16.0	6.0	50.0	22128	22125	–
SC-1M	6.0	16.0	6.0	50.0	21703	21700	–
SC-1MNF	6.0	19.0	6.0	50.0	–	–	29024
SC-1ML	6.0	25.0	6.0	50.0	21728	21725	–
SC-1ML6	6.0	12.7	6.0	162.0	26328	26325	–
SC-51M	6.3	12.7	3.0	50.0	22303	22300	–
SC-2M	8.0	19.0	6.0	63.0	21753	21750	–

Recommended Air Tools

FEATURES
From finishing to stock removal

TOOL
Die Grinders & Pencil Grinders

sgspro

Wear Eye Protection!

Wear Hearing Protection!

Observe the recommended rotational speed, especially when using burs with long shanks!

Wear Protective Gloves

Universal SC - *Cylinder Shape*

Tool	Cutter Diameter D1	Length of Cut L2	Shank Diameter D2	Overall Length L1	Double Cut 6 EDP No.	Single Cut 3 EDP No.	Nonferrous Cut 1 EDP No.
SC-3M	9.5	19.0	6.0	63.0	21778	21775	–
SC-3MNF	9.5	19.0	6.0	63.0	–	–	29026
SC-3ML	9.5	25.0	6.0	69.0	21803	21800	–
SC-3ML6	9.5	19.0	6.0	169.0	26353	26350	–
SC-3MZ	10.0	20.0	6.0	60.0	29117	29116	–
SC-4M	11.0	25.0	6.0	69.0	21853	21850	–
SC-5MZ	12.0	25.0	6.0	65.0	29121	29120	–
SC-5M	12.7	25.0	6.0	69.0	21878	21875	–
SC-5ML6	12.7	25.0	6.0	175.0	26378	26375	–
SC-5MNF	12.7	25.0	6.0	69.0	–	–	29028
*SC-6M	16.0	25.0	6.0	69.0	21903	21900	–
*SC-7M	19.0	25.0	6.0	69.0	21953	21950	–
*SC-7MNF	19.0	25.0	6.0	69.0	–	–	29032
SC-7MNF	19.0	25.0	8.0	69.0	–	–	29034
*SC-9M	25.0	25.0	6.0	69.0	22003	22000	–

*8 mm shanks optional

Ordering Information

For more information and / or to place an order, please contact ATA Customer Service at:
US Offices: +1 330-928-7744 or by email sales@atatools.com
UK Offices: +44 (0) 1530 261 145 or by email sales@atagarryson.com
International Offices: +353 (0) 49 432 6178 or by email sales@atagroup.ie
Website: www.atagroup.co

sgspro

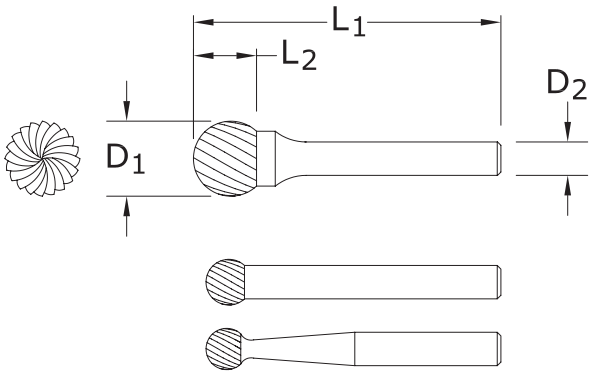

Universal SD - *Ball Shape*

Tool	Cutter Diameter D1	Length of Cut L2	Shank Diameter D2	Overall Length L1	Double Cut 6 EDP No.	Single Cut 3 EDP No.	Nonferrous Cut 1 EDP No.
SD-41M	2.5	2.3	3.0	38.0	22778	22775	–
SD-42M	3.0	2.8	3.0	38.0	22803	22800	–
SD-42ML2	3.0	2.8	3.0	50.0	27553	27550	–
SD-42ML3	3.0	2.8	3.0	75.0	27578	27575	–
SD-11M	3.0	2.8	6.0	50.8	22728	22725	–
SD-52M	4.0	3.4	3.0	38.0	22840	22837	–
SD-53M	5.0	4.7	3.0	38.0	22853	22850	–
SD-14M	5.0	4.0	6.0	50.0	22753	22750	–
SD-1M	6.0	5.0	6.0	50.0	22453	22450	–
SD-1ML6	6.0	5.0	6.0	155.0	26403	26400	–
SD-1MNF	6.0	5.0	6.0	50.0	–	–	29036
SD-51M	6.3	5.0	3.0	44.0	22828	22825	–
SD-2M	8.0	6.4	6.0	50.0	22478	22475	–
SD-3M	9.5	8.0	6.0	52.0	22503	22500	–

Recommended Air Tools

FEATURES
From finishing to stock removal

TOOL
Die Grinders & Pencil Grinders

sgspro

Wear Eye Protection!

Wear Hearing Protection!

Observe the recommended rotational speed, especially when using burs with long shanks!

Wear Protective Gloves

Universal SD - *Ball Shape*

Tool	Cutter Diameter D1	Length of Cut L2	Shank Diameter D2	Overall Length L1	Double Cut 6 EDP No.	Single Cut 3 EDP No.	Nonferrous Cut 1 EDP No.
SD-3MNF	9.5	8.0	6.0	52.0	–	–	29038
SD-3ML6	9.5	8.0	6.0	158.0	26428	26425	–
SD-3MZ	10.0	9.0	6.0	49.0	29125	29124	–
SD-4M	11.0	9.5	6.0	54.0	22528	22525	–
SD-5MZ	12.0	10.8	6.0	51.0	29129	29128	–
SD-5M	12.7	11.0	6.0	55.0	22553	22550	–
SD-5MNF	12.7	11.0	6.0	55.0	–	–	29040
SD-5ML6	12.7	11.0	6.0	161.0	26453	26450	–
*SD-6M	16.0	14.0	6.0	58.0	22578	22575	–
*SD-6MNF	16.0	14.0	6.0	58.0	–	–	29042
*SD-7M	19.0	16.0	6.0	62.0	22628	22625	–
*SD-7MNF	19.0	16.0	6.0	62.0	–	–	29044
SD-7MNF	19.0	16.0	8.0	62.0	–	–	29046
*SD-9M	25.0	21.0	6.0	72.0	22678	22675	–

*8 mm shanks optional

Ordering Information

For more information and / or to place an order, please contact ATA Customer Service at:
US Offices: +1 330-928-7744 or by email sales@atatools.com
UK Offices: +44 (0) 1530 261 145 or by email sales@atagarryson.com
International Offices: +353 (0) 49 432 6178 or by email sales@atagroup.ie
Website: www.atagroup.co

sgspro

UNIVERSAL
SE

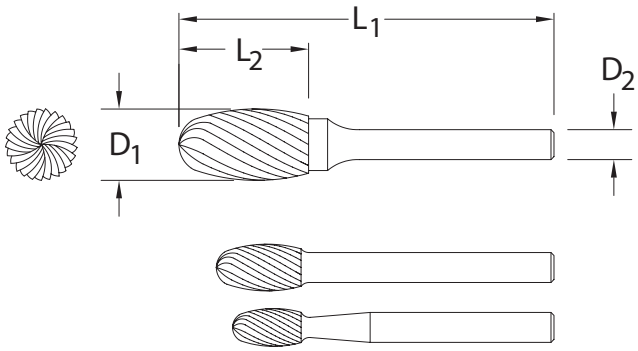

Universal SE - *Oval Shape*

Tool	Cutter Diameter D1	Length of Cut L2	Shank Diameter D2	Overall Length L1	Double Cut 6 EDP No.	Single Cut 3 EDP No.	Nonferrous Cut 1 EDP No.
SE-41M	3.0	5.5	3.0	38.0	23153	23150	–
SE-41ML2	3.0	5.5	3.0	50.0	27603	27600	–
SE-41ML3	3.0	5.5	3.0	75.0	27628	27625	–
SE-53M	5.0	7.1	3.0	38.0	23203	23200	–
SE-1M	6.0	9.5	6.0	50.0	22953	22950	–
SE-1ML6	6.0	9.5	6.0	160.0	26478	26475	–
SE-51M	6.3	9.5	3.0	47.0	23178	23175	–
SE-3M	9.5	16.0	6.0	60.0	22978	22975	–
SE-3ML6	9.5	16.0	6.0	166.0	26503	26500	–
SE-3MNF	9.5	16.0	6.0	60.0	–	–	29048
SE-5M	12.7	22.0	6.0	66.0	23003	23000	–
SE-5ML6	12.7	22.0	6.0	172.0	26528	26525	–
SE-5MNF	12.7	22.0	6.0	66.0	–	–	29050
*SE-6M	16.0	25.0	6.0	69.0	23028	23025	–
*SE-6MNF	16.0	25.0	6.0	69.0	–	–	29052
*SE-7M	19.0	25.0	6.0	69.0	23078	23075	–
*SE-7MNF	19.0	25.0	6.0	69.0	–	–	29054
SE-7MNF	19.0	25.0	8.0	69.0	–	–	29056

*8 mm shanks optional

Recommended Air Tools

FEATURES
From finishing to stock removal

TOOL
Die Grinders & Pencil Grinders

sgspro

Wear Eye Protection!

Wear Hearing Protection!

Observe the recommended rotational speed, especially when using burs with long shanks!

Wear Protective Gloves

UNIVERSAL
SF

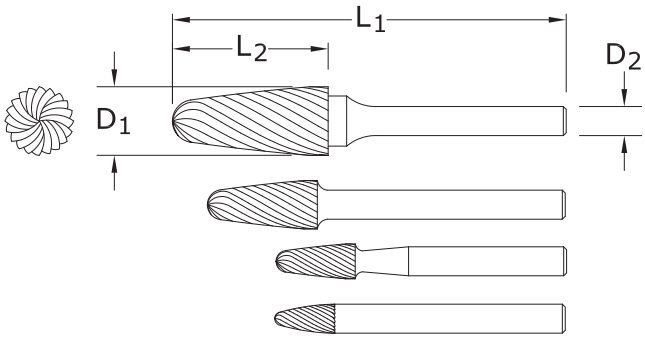

Universal SF - *Tree Shape*

Tool	Cutter Diameter D1	Length of Cut L2	Shank Diameter D2	Overall Length L1	Double Cut 6 EDP No.	Single Cut 3 EDP No.	Nonferrous Cut 1 EDP No.
SF-41M	3.0	6.0	3.0	38.0	23678	23675	–
SF-42M	3.0	12.7	3.0	38.0	23703	23700	–
SF-11M	3.0	12.7	6.0	50.8	23503	23500	–
SF-42ML2	3.0	12.7	3.0	50.0	27653	27650	–
SF-42ML3	3.0	12.7	3.0	75.0	27678	27675	–
SF-53M	5.0	12.7	3.0	38.0	23753	23750	–
SF-1M	6.0	16.0	6.0	50.0	23303	23300	–
SF-1ML6	6.0	12.7	6.0	163.0	26553	26550	–
SF-1MNF	6.0	19.0	6.0	50.0	–	–	29058
SF-51M	6.3	12.7	3.0	56.0	23728	23725	–
SF-3M	9.5	19.0	6.0	63.0	23328	23325	–
SF-3ML6	9.5	19.0	6.0	169.0	26578	26575	–
SF-3MNF	9.5	19.0	6.0	63.0	–	–	29060
SF-4M	11.0	25.0	6.0	69.0	23353	23350	–
SF-5MZ	12.0	25.0	6.0	65.0	23522	23520	–
SF-13M	12.7	19.0	6.0	63.0	23528	23525	–
SF-5M	12.7	25.0	6.0	69.0	23378	23375	–
SF-5ML6	12.7	25.0	6.0	175.0	26603	26600	–
SF-5MNF	12.7	25.0	6.0	69.0	–	–	29062
*SF-6M	16.0	25.0	6.0	69.0	23403	23400	–
*SF-6MNF	16.0	25.0	6.0	69.0	–	–	29064
*SF-7M	19.0	25.0	6.0	69.0	23453	23450	–
*SF-14M	19.0	32.0	6.0	76.0	23578	23575	–
*SF-14MNF	19.0	32.0	6.0	76.0	–	–	29066
SF-14MNF	19.0	32.0	8.0	76.0	–	–	29068
*SF-15M	19.0	38.0	6.0	82.0	23628	23625	–

*8 mm shanks optional

Ordering Information

For more information and / or to place an order, please contact ATA Customer Service at:
US Offices: +1 330-928-7744 or by email sales@atatools.com
UK Offices: +44 (0) 1530 261 145 or by email sales@atagarryson.com
International Offices: +353 (0) 49 432 6178 or by email sales@atagroup.ie
Website: www.atagroup.co

sgspro

UNIVERSAL
SG

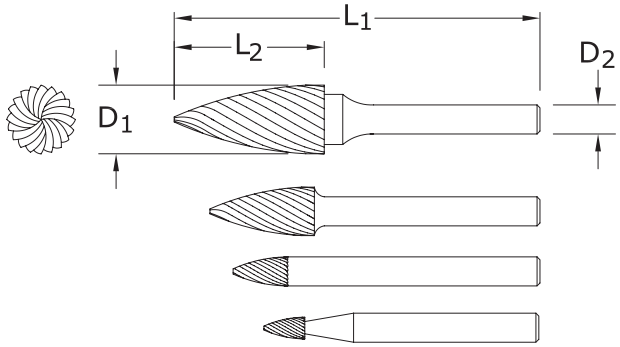

Universal SG - *Tree Shape Pointed End*

Tool	Cutter Diameter D1	Length of Cut L2	Shank Diameter D2	Overall Length L1	Double Cut 6 EDP No.	Single Cut 3 EDP No.	Nonferrous Cut 1 EDP No.
SG-41M	3.0	6.0	3.0	38.0	24153	24150	-
SG-43M	3.0	9.5	3.0	38.0	24203	24200	-
SG-44M	3.0	12.7	3.0	38.0	24228	24225	-
SG-44ML2	3.0	12.7	3.0	50.0	27853	27850	-
SG-44ML3	3.0	12.7	3.0	75.0	27878	27875	-
SG-53M	5.0	12.7	3.0	38.0	24278	24275	-
SG-1M	6.0	16.0	6.0	50.0	23853	23850	-
SG-1ML6	6.0	12.7	6.0	163.0	26628	26625	-
SG-51M	6.3	12.7	3.0	50.0	24253	24250	-
SG-2M	8.0	19.0	6.0	63.0	23878	23875	-
SG-3M	9.5	19.0	6.0	63.0	23903	23900	-
SG-3ML6	9.5	19.0	6.0	169.0	26653	26650	-
SG-3MZ	10.0	20.0	6.0	60.0	24042	24040	-
SG-5MZ	12.0	25.0	6.0	65.0	24046	24045	-
SG-13M	12.7	19.0	6.0	63.0	24053	24050	-
SG-5M	12.7	25.0	6.0	69.0	23928	23925	-
SG-5ML6	12.7	25.0	6.0	175.0	26678	26675	-
*SG-6M	16.0	25.0	6.0	69.0	23953	23950	-
*SG-7M	19.0	25.0	6.0	69.0	24003	24000	-
*SG-15M	19.0	38.0	6.0	82.0	24103	24100	-

*8 mm shanks optional

Recommended Air Tools

FEATURES
From finishing to stock removal

TOOL
Die Grinders & Pencil Grinders

sgspro

Wear Eye Protection!

Wear Hearing Protection!

Observe the recommended rotational speed, especially when using burs with long shanks!

Wear Protective Gloves

UNIVERSAL
SH

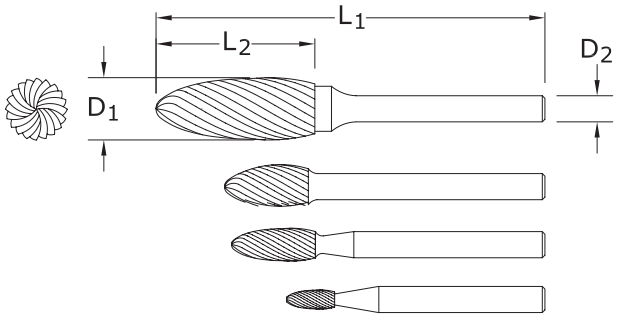

Universal SH - *Flame Shape*

Tool No.	Cutter Diameter D1	Length of Cut L2	Shank Diameter D2	Overall Length L1	Double Cut 6 EDP No.	Single cut 3 EDP No.
SH-41M	3.0	6.3	3.0	38.0	24553	24550
SH-41ML2	3.0	6.3	3.0	50.0	27903	27900
SH-41ML3	3.0	6.3	3.0	75.0	27928	27925
SH-53M	5.0	9.5	3.0	38.0	24603	24600
SH-2M	8.0	19.0	6.0	63.0	24403	24400
SH-2ML6	8.0	19.0	6.0	169.0	26703	26700
SH-5M	12.7	32.0	6.0	76.0	24428	24425
SH-5ML6	12.7	32.0	6.0	182.0	26728	26725
*SH-6M	16.0	36.0	6.0	80.0	24453	24450
*SH-7M	19.0	41.0	6.0	85.0	24503	24500

*8 mm shanks optional

Ordering Information

For more information and / or to place an order, please contact ATA Customer Service at:
US Offices: +1 330-928-7744 or by email sales@atatools.com
UK Offices: +44 (0) 1530 261 145 or by email sales@atagarryson.com
International Offices: +353 (0) 49 432 6178 or by email sales@atagroup.ie
Website: www.atagroup.co

sgspro

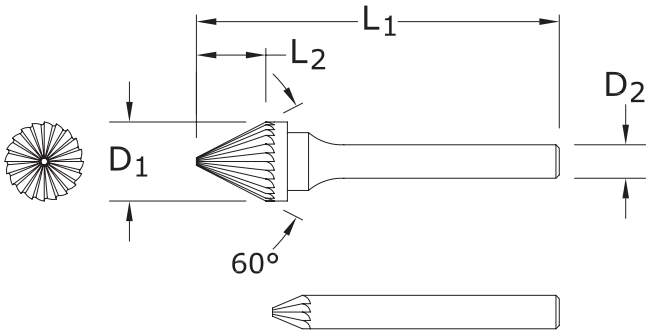

Universal SJ - *Cone Shape*

Tool No.	Cutter Diameter D1	Length of Cut L2	Shank Diameter D2	Overall Length L1	Double Cut 6 EDP No.	Single Cut 3 EDP No.
SJ-42M	3.0	2.5	3.0	38.0	24903	24900
SJ-1M	6.0	4.0	6.0	50.0	24678	24675
SJ-3M	9.5	8.0	6.0	55.0	24703	24700
SJ-5M	12.7	11.0	6.0	58.0	24728	24725
*SJ-6M	16.0	14.5	6.0	61.0	24753	24750
*SJ-7M	19.0	17.5	6.0	65.0	24803	24800
*SJ-9M	25.0	24.5	6.0	68.0	24853	24850

*8 mm shanks optional

Recommended Air Tools

FEATURES
From finishing to stock removal

TOOL
Die Grinders & Pencil Grinders

sgspro

Wear Eye Protection!

Wear Hearing Protection!

Observe the recommended rotational speed, especially when using burs with long shanks!

Wear Protective Gloves

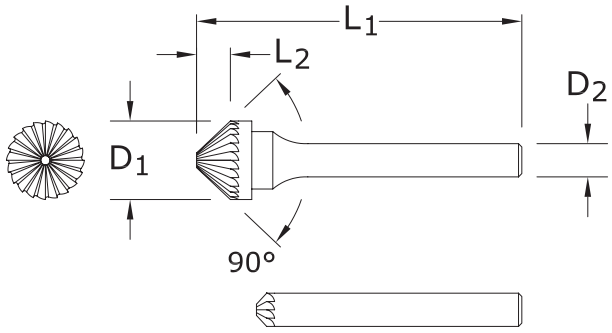

Universal SK *- Cone Shape*

Tool No.	Cutter Diameter D1	Length of Cut L2	Shank Diameter D2	Overall Length L1	Double Cut 6 EDP No.	Single Cut 3 EDP No.
SK-42M	3.0	1.5	3.0	38.0	25153	25150
SK-1M	6.0	3.0	6.0	50.0	24928	24925
SK-3M	9.5	4.7	6.0	52.0	24953	24950
SK-5M	12.7	6.3	6.0	54.0	24978	24975
*SK-6M	16.0	8.0	6.0	57.0	25003	25000
*SK-7M	19.0	9.5	6.0	58.0	25053	25050
*SK-9M	25.0	12.7	6.0	60.0	25103	25100

*8 mm shanks optional

Ordering Information

For more information and / or to place an order, please contact ATA Customer Service at:
US Offices: +1 330-928-7744 or by email sales@atatools.com
UK Offices: +44 (0) 1530 261 145 or by email sales@atagarryson.com
International Offices: +353 (0) 49 432 6178 or by email sales@atagroup.ie
Website: www.atagroup.co

sgspro

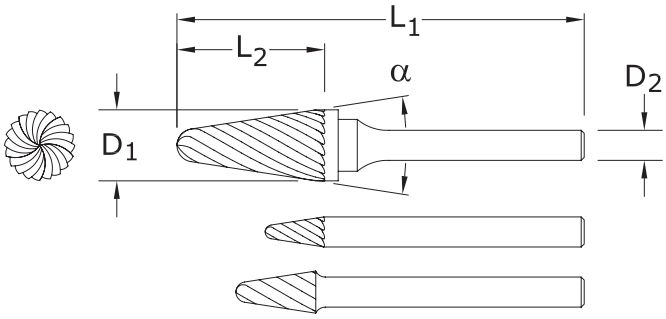

Universal SL - *Radius End Taper Shape*

Tool	Cutter Diameter D1	Length of Cut L2	Shank Diameter D2	Overall Length L1	Included Angle α	Double Cut 6 EDP No.	Single Cut 3 EDP No.	Nonferrous Cut 1 EDP No.
SL-41M	3.0	9.5	3.0	38.0	8°	25403	25400	–
SL-42M	3.0	12.7	3.0	38.0	8°	25428	25425	–
SL-42ML2	3.0	12.7	3.0	50.0	8°	27953	27950	–
SL-42ML3	3.0	12.7	3.0	75.0	8°	27978	27975	–
SL-53M	5.0	12.7	3.0	38.0	14°	25453	25450	–
SL-1M	6.0	16.0	6.0	50.0	14°	25178	25175	–
SL-1ML6	6.0	16.0	6.0	166.0	14°	26753	26750	–
SL-2M	8.0	22.0	6.0	69.0	14°	25203	25200	–
SL-3M	9.5	27.0	6.0	74.0	14°	25228	25225	–
SL-3MNF	9.5	27.0	6.0	74.0	14°	–	–	29070
SL-3ML6	9.5	27.0	6.0	177.0	14°	26778	26775	–
SL-4M	12.7	28.0	6.0	76.0	14°	25253	25250	–

*8 mm shanks optional

Recommended Air Tools

FEATURES
From finishing to stock removal

TOOL
Die Grinders & Pencil Grinders

sgspro

Wear Eye Protection!

Wear Hearing Protection!

Observe the recommended rotational speed, especially when using burs with long shanks!

Wear Protective Gloves

Universal SL - *Taper Shape*

Tool	Cutter Diameter D1	Length of Cut L2	Shank Diameter D2	Overall Length L1	Included Angle α	Double Cut 6 EDP No.	Single Cut 3 EDP No.	Nonferrous Cut 1 EDP No.
SL-4MNF	12.7	28.0	6.0	76.0	14°	–	–	29072
SL-4ML6	12.7	28.0	6.0	178.0	14°	26803	26800	–
*SL-5M	16.0	30.0	6.0	77.0	14°	25278	25275	–
*SL-5MNF	16.0	30.0	6.0	77.0	14°	–	–	29074
*SL-7M	19.0	38.0	6.0	85.0	14°	25353	25350	–
*SL-7MNF	19.0	38.0	6.0	85.0	14°	–	–	29078
SL-7MNF	19.0	38.0	8.0	85.0	14°	–	–	29080

*8mm shanks optional

Ordering Information

For more information and / or to place an order, please contact ATA Customer Service at:
US Offices: +1 330-928-7744 or by email sales@atatools.com
UK Offices: +44 (0) 1530 261 145 or by email sales@atagarryson.com
International Offices: +353 (0) 49 432 6178 or by email sales@atagroup.ie
Website: www.atagroup.co

sgspro

UNIVERSAL
SM

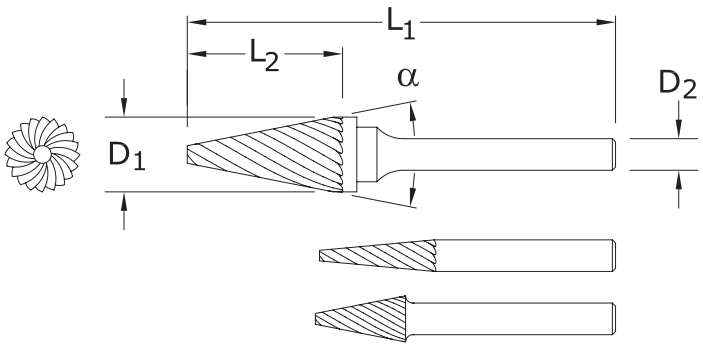

Universal SM - *Cone Shape*

Tool	Cutter Diameter D1	Length of Cut L2	Shank Diameter D2	Overall Length L1	Included Angle α	Double Cut 6 EDP No.	Single Cut 3 EDP No.
SM-41M	3.0	8.9	3.0	38.0	12°	25678	25675
SM-42M	3.0	11.0	3.0	38.0	14°	25703	25700
SM-42ML2	3.0	11.0	3.0	50.0	14°	28053	28050
SM-42ML3	3.0	11.0	3.0	75.0	14°	28078	28075
SM-43M	3.0	16.0	3.0	38.0	7°	25728	25725
SM-53M	5.0	12.7	3.0	38.0	16°	25778	25775
SM-1M	6.0	12.7	6.0	50.0	22°	25503	25500
SM-2M	6.0	19.0	6.0	50.0	14°	25528	25525
SM-3M	6.0	25.0	6.0	50.0	10°	25553	25550
SM-51M	6.3	12.7	3.0	53.0	22°	25753	25750
SM-4M	9.5	16.0	6.0	63.0	28°	25578	25575
SM-5M	12.7	22.0	6.0	69.0	28°	25603	25600
*SM-6M	16.0	25.0	6.0	73.0	31°	25628	25625

*8 mm shanks optional

Recommended Air Tools

FEATURES
From finishing to stock removal

TOOL
Die Grinders & Pencil Grinders

sgspro

Wear Eye Protection!

Wear Hearing Protection!

Observe the recommended rotational speed, especially when using burs with long shanks!

Wear Protective Gloves

UNIVERSAL
SN

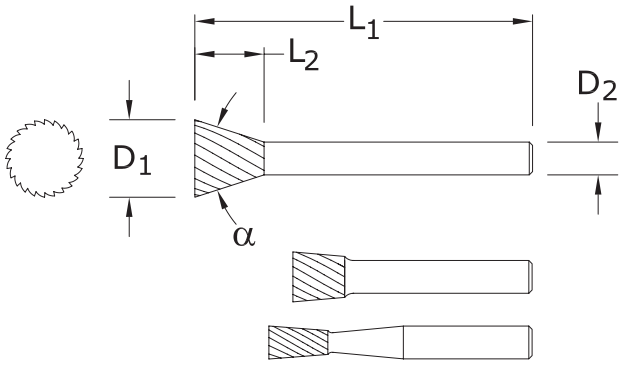

Universal SN - *Cone Shape Inverted*

Tool	Cutter Diameter D1	Length of Cut L2	Shank Diameter D2	Overall Length L1	Included Angle α	Double Cut 6 EDP No.	Single Cut 3 EDP No.
SN-41M	2.5	3.0	3.0	38.0	10°	26028	26025
SN-42M	3.0	4.0	3.0	38.0	10°	26053	26050
SN-53M	5.0	6.3	3.0	38.0	10°	26103	26100
SN-1M	6.0	8.0	6.0	50.0	10°	25853	25850
SN-51M	6.3	6.0	3.0	44.0	10°	26078	26075
SN-2M	9.5	9.5	6.0	53.0	13°	25878	25875
SN-4M	12.7	12.7	6.0	57.0	28°	25903	25900
*SN-6M	16.0	19.0	6.0	63.0	18°	25928	25925
*SN-7M	19.0	16.0	6.0	60.0	30°	25978	25975

*8 mm shanks optional

Ordering Information

For more information and / or to place an order, please contact ATA Customer Service at:
US Offices: +1 330-928-7744 or by email sales@atatools.com
UK Offices: +44 (0) 1530 261 145 or by email sales@atagarryson.com
International Offices: +353 (0) 49 432 6178 or by email sales@atagroup.ie
Website: www.atagroup.co

sgspro

Universal Long Shank

Tool No.	Cutter Diameter D1	Length of Cut L2	Shank Diameter D2	Overall Length L1	Double Cut 6 EDP No.	Single Cut 3 EDP No.
Cylinder Shape						
SA-1ML6	6.0	12.7	6.0	162.0	26178	26175
SA-3ML6	9.5	19.9	6.0	169.0	26203	26200
SA-5ML6	12.7	25.0	6.0	175.0	26228	26225
Cylinder Shape Radius End						
SC-1ML6	6.0	12.7	6.0	162.0	26328	26325
SC-3ML6	9.5	19.0	6.0	169.0	26353	26350
SC-5ML6	12.7	25.0	6.0	175.0	26378	26375
Ball Shape						
SD-1ML6	6.0	5.0	6.0	155.0	26403	26400
SD-3ML6	9.5	8.0	6.0	158.0	26428	26425
SD-5ML6	12.7	11.0	6.0	161.0	26453	26450
Oval Shape						
SE-1ML6	6.0	9.5	6.0	160.0	26478	26475
SE-3ML6	9.5	16.0	6.0	166.0	26503	26500
SE-5ML6	12.7	22.0	6.0	172.0	26528	26525
Tree Shape Radius End						
SF-1ML6	6.0	12.7	6.0	163.0	26553	26550
SF-3ML6	9.5	19.0	6.0	169.0	26578	26575
SF-5ML6	12.7	25.0	6.0	175.0	26603	26600
Tree Shape Pointed End						
SG-1ML6	6.0	12.7	6.0	163.0	26628	26625
SG-3ML6	9.5	19.0	6.0	169.0	26653	26650
SG-5ML6	12.7	25.0	6.0	175.0	26678	26675
Flame Shape						
SH-2ML6	8.0	19.0	6.0	169.0	26703	26700
SH-5ML6	12.7	32.0	6.0	182.0	26728	26725
14° Taper Radius End						
SL-1ML6	6.0	16.0	6.0	166.0	26753	26750
SL-3ML6	9.5	27.0	6.0	177.0	26778	26775
SL-4ML6	12.7	28.0	6.0	178.0	26803	26800

sgspro

Wear Eye Protection!

Wear Hearing Protection!

Observe the recommended rotational speed, especially when using burs with long shanks!

Wear Protective Gloves

sgspro

Bur Sets

ata

sgspro BUR SETS

ATA has selected an assortment of the most popular burs for use in general application. These sets are presented in robust packaging that is:

- Easy to carry
- Compact
- Recyclable

Ideal for:

- Demonstrations
- Samplings
- Special promotions

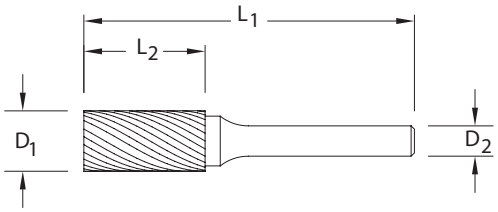

D1	Cutting Diameter
L2	Length of Cut
D2	Shank Diameter
L1	Overall Length

The following sets are all universal double cut sets:

28251	28262
28260	28263
28266	28264
28261	

- Designed for general application
- Offers good control
- Reduced chip size
- Industries - applicable to many industries

Double Cut - 5 Piece Set *28260*

CONTENTS

- 5 piece selection of standard shaped burs
- 9.5mm and 12.7mm cut diameters
- 6mm shanks

Tool	Description	Cut Diameter D1	Length of Cut L2	Shank Diameter D2	Overall Length L1	Incl. Angle	EDP No.
SB-3M	Cylinder with endcut	9.5	19.0	6.0	63		20928
SC-5M	Ball nosed cylinder	12.7	25.0	6.0	69		21878
SF-5M	Ball nosed tree	12.7	25.0	6.0	69		23378
SG-3M	Pointed tree	9.5	19.0	6.0	63		23903
SL-4M	Ball nosed cone	12.7	28.0	6.0	76	14°	25253

Wear Eye Protection! Wear Hearing Protection! Observe the recommended rotational speed, especially when using burs with long shanks! Wear Protective Gloves

Double Cut - 5 Piece Set *28251*

CONTENTS

- 5 piece selection of established burs
- 9.5mm cut diameters
- 6mm shank

Tool	Description	Cut Diameter D1	Length of Cut L2	Shank Diameter D2	Overall Length L1	Incl. Angle	EDP No.
SB-3M	Cylinder with endcut	9.5	19.0	6.0	63.0		20928
SC-3M	Ball nosed cylinder	9.5	19.0	6.0	63.0		21778
SD-3M	Ball	9.5	8.0	6.0	52.0		22503
SF-3M	Ball nosed tree	9.5	19.0	6.0	63.0		23328
SL-3M	Ball nosed cone	9.5	27.0	6.0	74.0	14°	25228

Double Cut - 5 Piece Set *28266*

CONTENTS

- 5 piece selection of standard coated burs
- 9.5mm and 12.7mm cut diameters
- 6mm shanks

Tool	Description	Cut Diameter D1	Length of Cut L2	Shank Diameter D2	Overall Length L1	Incl. Angle	EDP No.
SB-3M	Cylinder with endcut	9.5	19.0	6.0	65.0		21795
SC-5M	Ball nosed cylinder	12.7	25.0	6.0	69.0		21895
SF-5M	Ball nosed tree	12.7	25.0	6.0	69.0		23395
SG-3M	Pointed tree	9.5	19.0	6.0	63.0		23910
SL-4M	Ball nosed cone	12.7	28.0	6.0	76.0	14°	25258

Double Cut - 10 Piece Set *28261*

CONTENTS

- 10 piece selection of standard shaped burs
- 9.5mm and 12.7mm cut diameters
- 6mm shanks

Tool	Description	Cut Diameter D1	Length of Cut L2	Shank Diameter D2	Overall Length L1	Incl. Angle	EDP No.
SB-3M	Cylinder endcut	9.5	19.0	6.0	63		20928
SB-5M	Cylinder endcut	12.7	25.0	6.0	69		21028
SC-3M	Ball nosed cylinder	9.5	19.0	6.0	63		21778
SC-5M	Ball nosed cylinder	12.7	25.0	6.0	69		21878
SD-5M	Ball	12.7	11.0	6.0	55		22553
SE-3M	Oval	9.5	16.0	6.0	60		22978
SF-5M	Ball nosed tree	12.7	25.0	6.0	69		23378
SG-3M	Tree	9.5	19.0	6.0	63		23903
SG-5M	Tree	12.7	25.0	6.0	69		23928
SL-4M	Ball nosed cone	12.7	28.0	6.0	76	14°	25253

sgspro

Double Cut - 5 Piece Set *28262*

CONTENTS

- 5 piece selection of established shaped burs
- 12.7mm cut diameters
- 6mm shanks

Tool	Description	Cut Diameter D1	Length of Cut L2	Shank Diameter D2	Overall Length L1	Incl. Angle	EDP No.
SB-5M	Cylinder with endcut	12.7	25.0	6.0	69.0		21028
SC-5M	Ball nosed cylinder	12.7	25.0	6.0	69.0		21878
SD-5M	Ball	12.7	11.0	6.0	55.0		22553
SF-5M	Ball nosed tree	12.7	25.0	6.0	69.0		23378
SM-5M	Cone	12.7	22.0	6.0	69.0	28°	25603

Double Cut Miniature - 10 Piece Set *28263*

CONTENTS

- 10 piece selection of established shaped burs
- 3mm cut diameters
- 3mm shanks

Tool	Description	Cut Diameter D1	Length of Cut L2	Shank Diameter D2	Overall Length L1	Incl. Angle	EDP No.
SA-43M	Cylinder w/o endcut	3.0	14.0	3.0	38.0		20653
SB-43M	Cylinder with endcut	3.0	14.0	3.0	38.0		21503
SC-42M	Ball nosed cylinder	3.0	14.0	3.0	38.0		22278
SD-42M	Ball	3.0	2.8	3.0	38.0		22803
SE-41M	Oval	3.0	5.5	3.0	38.0		23153
SF-42M	Ball nosed tree	3.0	12.7	3.0	38.0		23703
SG-44M	Tree	3.0	12.7	3.0	38.0		24228
SH-41M	Flame	3.0	6.3	3.0	38.0		24553
SL-41M	Ball nosed cone	3.0	9.5	3.0	38.0	8°	25403
SM-42M	Cone	3.0	11.0	3.0	38.0	14°	25703

Double Cut - 40 Piece Display Case *28264*

40 Piece display case showcases the wider bur offering.

- Counter top display
- Low maintenance
- Heavy duty packaging
- Secure product
- Maximise retail space
- 100% recyclable

Contents include:

- Double cut burs
- 6mm, 8mm, 9.5mm & 12.7mm diameter
- 6mm shanks
- Five shape configurations

Case includes two of each of the burs listed below

Tool	Description	Cut Diameter D1	Length of Cut L2	Shank Diameter D2	Overall Length L1	Incl. Angle	EDP No.
SB-1M	Cylinder with endcut	6.0	16.0	6.0	50.0		20853
SB-2M	Cylinder with endcut	8.0	19.0	6.0	63.0		20903
SB-3M	Cylinder with endcut	9.5	19.0	6.0	63.0		20928
SB-5M	Cylinder with endcut	12.7	25.0	6.0	69.0		21028
SC-1M	Ball nosed cylinder	6.0	16.0	6.0	50.0		21703
SC-2M	Ball nosed cylinder	8.0	19.0	6.0	63.0		21753
SC-3M	Ball nosed cylinder	9.5	19.0	6.0	63.0		21778
SC-5M	Ball nosed cylinder	12.7	25.0	6.0	69.0		21878
SF-1M	Ball nosed tree	6.0	16.0	6.0	50.0		23303
SF-2M	Ball nosed tree	8.0	20.0	6.0	65.0		28060
SF-3M	Ball nosed tree	9.5	19.0	6.0	63.0		23328
SF-5M	Ball nosed tree	12.7	25.0	6.0	69.0		23378
SG-1M	Pointed tree	6.0	16.0	6.0	50.0		23853
SG-2M	Pointed tree	8.0	19.0	6.0	63.0		23878
SG-3M	Pointed tree	9.5	19.0	6.0	63.0		23903
SG-5M	Pointed tree	12.7	25.0	6.0	69.0		23928
SL-1M	Ball nosed cone	6.0	16.0	6.0	50.0	14°	25178
SL-2M	Ball nosed cone	8.0	22.0	6.0	69.0	14°	25203
SL-3M	Ball nosed cone	9.5	27.0	6.0	74.0	14°	25228
SL-4M	Ball nosed cone	12.7	28.0	6.0	76.0	14°	25253

Omega Cut - 5 Piece Set *28265*

CONTENTS

- 5 piece selection of standard shaped burs
- 12.7mm cut diameter
- 6mm shanks
- Omega Cut - maximum stock removal
- Industries - foundry & shipbuilding steel applications

Tool	Description	Cut Diameter D1	Length of Cut L2	Shank Diameter D2	Overall Length L1	Incl. Angle	EDP No.
SB-5M-DDC	Cylinder with endcut	12.7	25.0	6.0	69.0		20273
SC-5M-DDC	Ball nosed cylinder	12.7	25.0	6.0	69.0		20276
SF-5M-DDC	Ball nosed tree	12.7	25.0	6.0	69.0		20286
SG-5M-DDC	Pointed tree	12.7	25.0	6.0	69.0		20290
SL-4M-DDC	Ball nosed cone	12.7	28.0	6.0	76.0	14°	20296

Ordering Information

For more information and / or to place an order, please contact ATA Customer Service at:
US Offices: +1 330-928-7744 or by email sales@atatools.com
UK Offices: +44 (0) 1530 261 145 or by email sales@atagarryson.com
International Offices: +353 (0) 49 432 6178 or by email sales@atagroup.ie
Website: www.atagroup.co

sgspro

AS Range - Set

Features

- Compact
- Versatile assortment

BENEFITS

- Easy to carry
- Ideal for demonstrations, samplings or special promotions

Line	Description Type	Contents	Alloy Specific Part No.
Sets	10 pcs Alloy Specific Cut	40100; 40110; 40120; 40130; 40140; 40150; 40160; 40170; 40180; 40190	40200

Inox Range - 5 Piece Set *29187*

See the bur in action!

CONTENTS

- 5 piece selection of standard shaped burs
- 12.7mm cut diameter
- 6mm shanks

BENEFITS

- Developed cutting geometry
- High performance grinding
- Reduces heat build up on the workpiece

Tool	Description	Cut Diameter D1	Length of Cut L2	Shank Diameter D2	Overall Length L1	Incl. Angle	EDP No.
SA-5M	Cylinder without endcut	12.7	25.0	6.0	70.0		29155
SC-5M	Ball nosed cylinder	12.7	25.0	6.0	70.0		29161
SF-5M	Ball nosed tree	12.7	25.0	6.0	70.0		29176
SG-5M	Pointed tree	12.7	25.0	6.0	70.0		29180
SL-4M	Ball nosed cone	12.7	32.0	6.0	77.0	14°	29186

Inox Range - 5 Piece Set *28253*

CONTENTS

- 5 piece selection of established burs
- 9.6mm cut diameter
- 6mm shank

Tool	Description	Cut Diameter D1	Length of Cut L2	Shank Diameter D2	Overall Length L1	Incl. Angle	EDP No.
SA-3M	Cylinder without endcut	9.6	19.0	6.0	64.0		29154
SC-3M	Ball nosed cylinder	9.6	19.0	6.0	64.0		29160
SD-3M	Ball	9.6	8.0	6.0	54.0		29166
SF-3M	Ball nosed tree	9.6	19.0	6.0	64.0		29175
SL-3M	Ball nosed cone	10.0	20.0	6.0	64.0	14°	29185

Steel Range - 5 Piece Set *29380*

See the bur in action!

CONTENTS

- 5 piece selection of standard shaped burs
- 12.7mm cut diameter
- 6mm shanks

BENEFITS

- Increases machine output on steel components
- Aggressive cutting form
- Specifically engineered steel cutting geometry

Tool	Description	Cut Diameter D1	Length of Cut L2	Shank Diameter D2	Overall Length L1	Incl. Angle	EDP No.
SB-5M	Cylinder with endcut	12.7	25.0	6.0	70.0		29357
SC-5M	Ball nosed cylinder	12.7	25.0	6.0	70.0		29365
SF-5M	Ball nosed tree	12.7	25.0	6.0	70.0		29378
SG-5M	Pointed tree	12.7	25.0	6.0	70.0		29369
SL-4M	Ball nosed cone	12.7	32.0	6.0	77.0	14°	29374

Steel Range - 5 Piece Set *28252*

CONTENTS

- 5 piece selection of established burs
- 9.6mm cut diameter
- 6mm shank

Tool	Description	Cut Diameter D1	Length of Cut L2	Shank Diameter D2	Overall Length L1	Incl. Angle	EDP No.
SB-3M	Cylinder with endcut	9.6	19.0	6.0	64.0		29356
SC-3M	Ball nosed cylinder	9.6	19.0	6.0	64.0		29364
SD-3M	Ball	9.6	8.0	6.0	54.0		29360
SF-3M	Ball nosed tree	9.6	19.0	6.0	64.0		29377
SL-3M	Ball nosed cone	9.6	30.0	6.0	76.0	14°	29373

Ordering Information

For more information and / or to place an order, please contact ATA Customer Service at:
US Offices: +1 330-928-7744 or by email sales@atatools.com
UK Offices: +44 (0) 1530 261 145 or by email sales@atagarryson.com
International Offices: +353 (0) 49 432 6178 or by email sales@atagroup.ie
Website: www.atagroup.co

The Radius bur sets contain an exclusive range of multi-application burs that cover all general metal removal, thanks to the exclusive inverted curve design.

Radius Bur - 5 Piece Set *28220*

CONTENTS

- 12.7mm and 16mm cutting diameter
- 6mm shanks

BENEFITS

- Ease of control
- Reduces downtime
- Creates smooth radius

Tool	Description	Cut Diameter D1	Length of Cut L2	Shank Diameter D2	Overall Length L1	EDP No.
SB-5RMA D/C	Double Inverted 45°	16.0	15.0	6.0	60.0	25865
SC-5MRA D/C	Radius/Cylinder w endcut	12.7	25.0	6.0	70.0	21756
SF-5MRA D/C	Radius/ Cylinder ball nosed	12.7	25.0	6.0	70.0	21757
SK-5MRA D/C	Radius/Ball nosed tree	12.7	35.0	6.0	80.0	21760
SK-6MCO C	Radius/Cylinder/Countersink 90°	12.7	28.0	6.0	73.0	21763

Radius Bur - 10 Piece Set - *28225*

See the bur in action!

CONTENTS

- 12.7mm cut diameter
- 6mm shanks

Tool	Description	Cut Diameter D1	Length of Cut L2	Shank Diameter D2	Overall Length L1	EDP No.
SA-5MRA D/C	Radius/Cylinder	12.7	25.0	6.0	70.0	21755
SB-5MRA D/C	Radius/Cylinder with endcut	12.7	25.0	6.0	70.0	21756
SC-5MRA C	Radius/ Cylinder ball nosed	12.7	25.0	6.0	70.0	21757
SC-5MRA C	Radius/ Cylinder ball nosed	12.7	25.0	6.0	70.0	21758
SC-5MRA D/C	Radius/ Cylinder ball nosed	12.7	25.0	6.0	70.0	21759
SF-5MRA D/C	Radius/Ball nosed tree	12.7	35.0	6.0	80.0	21760
SG-5MRA D/C	Radius/Tree	12.7	35.0	6.0	80.0	21761
SJ-5MRA D/C	Radius/ Countersink 60°	12.7	31.0	6.0	76.0	21762
SK-5MRA D/C	Radius/Cylinder/Countersink 90°	12.7	28.0	6.0	73.0	21763
SL-5MRA D/C	Radius/Ball nose cone	12.7	35.0	6.0	80.0	21764

sgspro

Wear Eye Protection!

Wear Hearing Protection!

Observe the recommended rotational speed, especially when using burs with long shanks!

Wear Protective Gloves

The Combi bur sets include high performance, multi-purpose burs for the multi-application industries. Their innovative design allow for less downtime and covers multiple applications.

Combi Bur - 5 Piece Set *28230*

CONTENTS

- 12.7mm cut diameter
- 6mm shanks

BENEFITS

- Better performance
- Suit complex application
- Consistent performance

Tool	Description	Cut Diameter D1	Length of Cut L2	Shank Diameter D2	Overall Length L1	EDP No.
SD-5MCO C	Inverted/Ball	12.7	20.0	6.0	65.0	25858
SJA-5MCO-D/C	Cylinder/Countersink 60°	12.7	25.0	6.0	70.0	25861
SNA-5MCO D/C	Inverted/Countersink 90°	12.7	18.0	6.0	63.0	25864
SK-6MCO C	Double Inverted 45°	16.0	15.0	6.0	60.0	25865
SN-5MCO D/C	Double Inverted	12.7	25.0	6.0	70.0	25868

Combi Bur - 10 Piece Set *28235*

CONTENTS

- 12.7mm cut diameter
- 6mm shanks

Tool	Description	Cut Diameter D1	Length of Cut L2	Shank Diameter D2	Overall Length L1	EDP No.
SB-5MCO D/C	Inverted/Cylinder with endcut	12.7	25.0	6.0	70.0	25856
SD-5MCO D/C	Inverted/Ball	12.7	20.0	6.0	65.0	25857
SF-5MCO D/C	Inverted/Ball nosed tree	12.7	32.0	6.0	77.0	28559
SG-5MCO D/C	Inverted/Tree	12.7	32.0	6.0	77.0	25860
SJN-5MCO D/C	Inverted/Countersink 60°	12.7	23.0	6.0	68.0	25862
SKA-5MCO D/C	Cylinder/Countersink 90°	12.7	25.0	6.0	70.0	25863
SNA-5MCO D/C	Inverted/Countersink 90°	12.7	18.0	6.0	63.0	25864
SL-5MCO D/C	Inverted/Ball nosed cone	12.7	32.0	6.0	77.0	25866
SM-5MCO D/C	Inverted/Cone	12.7	35.0	6.0	80.0	25867
SN-5MCO D/C	Double Inverted	12.7	25.0	6.0	70.0	25868

Ordering Information

For more information and / or to place an order, please contact ATA Customer Service at:
US Offices: +1 330-928-7744 or by email sales@atatools.com
UK Offices: +44 (0) 1530 261 145 or by email sales@atagarryson.com
International Offices: +353 (0) 49 432 6178 or by email sales@atagroup.ie
Website: www.atagroup.co

sgspro

The Corner Radius bur set has been specially designed to meet the high manufacturing standards of the Aerospace industry. The radius design at the top allows for extended tool life.

Corner Radius - 6 Piece Set *28240*

CONTENTS

- 3mm, 6mm, 8mm, 9.6mm, 12.7mm and 16mm cut diameter
- 3mm and 6mm shanks

BENEFITS

- Stronger flute design
- Prevents from digging
- Reduces flute chipping

Tool	Description	Cut Diameter D1	Length of Cut L2	Shank Diameter D2	Overall Length L1	EDP No.
SA-43MCR D/C	Cylinder with Radius	3.0	14.0	3.0	38.0	20155
SA-1MCR D/C	Cylinder with Radius	6.0	18.0	6.0	50.0	20156
SA-2MCR D/C	Cylinder with Radius	8.0	20.0	6.0	64.0	20157
SA-3MCR D/C	Cylinder with Radius	9.6	19.0	6.0	64.0	20158
SA-5MCR D/C	Cylinder with Radius	12.7	25.0	6.0	70.0	20159
SA-6MCR D/C	Cylinder with Radius	16.0	25.0	6.0	70.0	20160

See the bur in action!

sgspro

Wear Eye Protection!

Wear Hearing Protection!

Observe the recommended rotational speed, especially when using burs with long shanks!

Wear Protective Gloves

- The use of eye, face, and ear protection is strongly recommended.
- Extended shank burs are only recommended for use in well maintained handheld grinders.
- Stabilize extended shank burs by lightly contacting the workpiece prior to starting the grinder.
- Blue discoloring of steel shanks indicates excessive heat due to overuse. Continued use could cause injury.

SAFETY
INSTRUCTIONS

International Offices

t: +353 (0) 49 432 6178
f: +353 (0) 49 432 6298

e: sales@atagroup.ie
w: www.atagroup.co

ATA Tools Ltd., IDA Business & Technology Park,
Killygarry, Cavan, Co. Cavan, H12 DK46, Ireland

US Offices

t: +1 330-928-7744
f: +1 330-849-2977

e: sales@atatools.com
w: www.atagroup.co

ATA Tools Inc., 7 Ascot Parkway,
Akron, Ohio 44223, USA

UK Offices

t: +44 (0) 1530 261 145
f: +44 (0) 1530 262 801

e: sales@atagarryson.com
w: www.atagroup.co

ATA Garryson Ltd., Spring Road, Ibstock,
Leicestershire, LE67 6LR, United Kingdom

/GL.CA.SP.EN.08.18